GRUNDIG

TV Service Manual

3. Ergänzung / Supplement 3



CUC 2030 N

GREENVILLE 7006 NIC/DOLBY
G.CL 5475 / VNM

ST 70 – 7010 NIC/DOLBY
G.CL 5375 / VNM

DAVIO 70
ST 70 – 8510 NIC/DOLBY
G.CK 5272 / VNM

CUC 2058 N

MW 82 – 2701 DOLBY/FT
G.CL 4092 GB / VNM

MW 82 – 3699 DOLBY/FT
G.CL 3892 GB / VNM

CUC 2059 N

MW 70 – 2701 DOLBY/FT
G.CL 4292 GB / VNM

MW 70 – 3699 DOLBY/FT
G.CL 3992 GB / VNM

CUC 2080 N

ST 84 – 8910 NIC/DOLBY
G.CK 4990 / VNM

Zusätzlich erforderliche Unterlagen für den Komplettservice
Additionally required Service Documents for the Complete Service

Service Manual	Service Manual	Service Training
CUC 2030 N, 2050 N, 2058 N, 2059 N, 2080 N,	Sicherheit Safety	CUC 2000
Materialnr./Part No. 72010 026 0000	Materialnr./Part No. 72010 800 0000	Materialnr./Part No. (D) 72010 350 3500 (GB) 72010 350 3600

Materialnummer/Part Number 72010 026 0300
Änderungen vorbehalten/Subject to alteration • Printed in Germany WÜ
E-BS 32 0500 • 8002/8012, 8003/8013
http://www.grundig.com

Grundig Service

Hotline Deutschland...
...Mo.-Fr. 8.00-18.00 Uhr

Technik:

TV	*0180/52318-41*
TV	*0180/52318-49*
SAT	*0180/52318-48*
VCR/LiveCam	*0180/52318-42*
HiFi/Audio	*0180/52318-43*
Car Audio	*0180/52318-44*
Telekommunikation	*0180/52318-45*
Fax:	*0180/52318-51*
Planatron (8.00-22.00 Uhr)	*0180/52318-99*

Ersatzteil-Verkauf: *Mo.-Fr. 8.00-19.00 Uhr*

Telefon:	*0180/52318-40*
Fax:	*0180/52318-50*

Es gelten die Vorschriften und Sicherheitshinweise gemäß dem Service Manual "Sicherheit", Materialnummer 72010 800 0000, sowie zusätzlich die eventuell abweichenden, landesspezifischen Vorschriften!

The regulations and safety instructions shall be valid as provided by the "Safety" Service Manual, part number 72010 800 0000, as well as the respective national deviations.

Für die auf der Titelseite aufgeführten Geräte gilt das Service Manual CUC 2030 N, 2058 N, 2059 N, 2080 N.
Diese Ergänzung dokumentiert die Unterschiede bzw. zusätzlichen Bestückungen der Geräte.

Grundlage für den Service sind:
– Service Manual CUC 2030 N, 2050 N, 2058 N, 2059 N, 2080 N (Materialnummer 72010 026 0000)
– Service Manual "Sicherheit" (Materialnummer 72010 800 0000)

The Service Manual CUC 2030 N, 2058 N, 2059 N, 2080 N applies to the colour television receivers specified on the front page.
This Manual describes the differences and the additionally fitted components of the TV receivers.

Basic instructions for servicing are given in the:
– Service Manual CUC 2030 N, 2050 N, 2058 N, 2059 N, 2080 N (Part number 72010 026 0000)
– Safety Manual (Part number 72010 800 0000)

Inhaltsverzeichnis

	Seite
Hinweise	2
Modulauflistung – Service Manual mit Ergänzung	3
Modulübersicht	4
Technische Daten	6
Chassisplatte	8
Chassisplatte (vergrößert)	15
Oszillogramme (Chassis)	19
Netz-Chassis	21
Signal-Chassis A	25
Signal-Chassis B	29
Keyboard 29501 083 4400	32
Bedieneinheit 29501 082 7000	33
Keyboard 29501 083 7000	33
Bedieneinheit 29501 082 5900/8200	35
Bildrohrplatte 29305 122 2300/2500	37
Bildrohrplatte 29305 122 2800	40
Buchsenplatte 29305 008 3700	43
Buchsenplatte 29305 008 3800	44
Prozessorplatte 29305 219 1400	45
Netzschalterplatte 29305 165 7300	48
Panorama View 29305 129 0400	49
Ersatzteillisten	50

Table of Contents

	Page
Notes	2
List of Modules – Service Manual with Supplement	3
Module List	4
Technical Data	6
Chassis Board	8
Chassis Board (enlarged)	15
Oscillograms (Chassis)	19
Mains Chassis	21
Chassis Signal A	25
Chassis Signal B	29
Keyboard 29501 083 4400	32
Control Unit 29501 082 7000	33
Keyboard 29501 083 7000	33
Control Unit 29501 082 5900/8200	35
CRT Panel 29305 122 2300/2500	37
CRT Panel 29305 122 2800	40
Socket Board 29305 008 3700	43
Socket Board 29305 008 3800	44
Processor Board 29305 219 1400	45
Mains Switch Board 29305 165 7300	48
Panorama View 29305 129 0400	49
Spare Parts Lists	50

Hinweise

Leitungsverlegung
Bevor Sie die Leitungen und insbesondere die Masseleitungen lösen, muss die Leitungsverlegung zu den einzelnen Baugruppen wie z.B. Chassis, Netzschalterplatte, Bedieneinheit, Bildrohrplatte, Ablenkeinheit, Lautsprecher usw. beachtet werden.
Nach erfolgter Reparatur ist es notwendig, die Leitungsführung wieder in den werksseitigen Zustand zu versetzen, um evtl. spätere Ausfälle oder Störungen zu vermeiden.

Netzkabel
Diese Geräte dürfen nur mit dem Original-Netzanschlußkabel mit integrierter Entstördrossel betrieben werden. Dieses Netzkabel verhindert Störungen aus dem Netz und ist Bestandteil der Gerätezulassung. Im Ersatzfall bestellen Sie bitte ausschließlich das Netzkabel laut Ersatzteilliste.

EPROM-Versionsnummer
Mit Taste "i" das Menü "DIALOG CENTER" –> OK aufrufen. Taste "AUX" zeigt die Versionsnummer des EPROMS an.

DOLBY-Hinweis
DOLBY und das Doppel-D-Symbol DD sind Warenzeichen der Dolby Laboratories Licensing Corporation.

Notes

Disassembly of the chassis
Before disconnecting any leads and especially the earth connecting leads observe the way they are routed to the individual assemblies like the chassis, mains switch panel, keyboard control panel, picture tube panel, deflection unit, loudspeaker and so on.
On completion of the repairs the leads must be laid out as originally fitted at the factory to avoid later failures or disturbances.

Mains cable
The TV receiver must only be operated with an original mains connecting cable with an interference suppressor choke integrated in the mains plug. This mains cable prevents interference from the mains supply and is part of the product approval. For replacement please order exclusively the mains connecting cable specified in the spare parts list.

EPROM Version Number
Press button "i" to call up the "DIALOG CENTER" –> OK. Button "AUX" shows the version number of the EPROM.

DOLBY Hint
DOLBY and the double-D symbol DD are trademarks of Dolby Laboratories Licensing Corporation.

Modulauflistung – Service Manual mit Ergänzung
List of Modules – Service Manual with Supplement

Modul Module	Materialnummer Part Number	Service Manual CUC 2030 N, 2050 N, 2058 N, 2059 N, 2080 N 72010 026 0000	3. Ergänzung Supplement 3 CUC 2030 N, 2058 N, 2059 N, 2080 N 72010 026 0300
Bildrohrplatte CRT Panel	29305 122 2300	Seite / Page 3-41	Seite / Page 37
	29305 122 2500	Seite / Page 3-41	Seite / Page 37
	29305 122 2800		Seite / Page 40
Netzschalterplatte Mains Switch Board	29305 165 7100	Seite / Page 3-27	
	29305 165 7300		Seite / Page 48
Keyboard	29501 083 2500	Seite / Page 3-26	
	29501 083 4400		Seite / Page 32
Bedieneinheit Control Unit	29501 082 5900		Seite / Page 35
	29501 082 7000	Seite / Page 3-31	Seite / Page 33
	29501 082 8200	Seite / Page 3-33	Seite / Page 35
Prozessorplatte Processor Panel	29305 219 1400		Seite / Page 45
Feature-Platte CTI/LTI Feature Board CTI/LTI	29305 119 3500	Seite / Page 3-37	
	29305 129 0700	Seite / Page 3-39	
Panorama View	29305 129 0400	Seite / Page 3-36	Seite / Page 49
Buchsenplatte Socket Board	29305 008 3700	Seite / Page 3-35	Seite / Page 43
	29305 008 3800		Seite / Page 44
PIP Baustein PIP Module	29504 106 5100	Seite / Page 3-46	
Dolby-Surround-Platte Dolby Surround Board	29504 104 7700	Seite / Page 3-51	
SAT-Baustein SAT Module	29504 106 2500	Seite / Page 3-55	

Modulübersicht / Module List

			Greenville 7006 NIC / DOLBY (VNM) CUC 2030 N	ST 70 – 7010 NIC / DOLBY (VNM) CUC 2030 N	DAVIO 70 ST 70 – 8510 NIC / DOLBY (VNM) CUC 2030 N	MW 82 – 2701 DOLBY / FT (VNM) CUC 2058 N
Bestell-Nr. Order No.			G.CL 5475	G.CL 5375	G.CK 5272	G.CL 4092 GB
Chassis-Nr. Chassis No.			29704 009 8700	29704 009 6400 ww / or 29704 009 8600	29704 009 6400	29704 009 8300
Tuner		29504 301 0100	●	●	●	●
Feature-Platte CTI/LTI Feature Board CTI/LTI		29305 119 3500	—	—	—	●
Panorama View		29305 129 0400	—	—	—	●
Bildrohrplatte CRT Panel		29305 122 2300	●	●	●	—
		29305 122 2500	—	—	—	●
Netzschalterplatte Mains Switch Board		29305 165 7100	—	—	—	●
		29305 165 7300	●	—	—	—
Bedieneinheit Control Unit		29501 082 5900	—	●	—	—
		29501 082 8200	—	—	●	—
Keyboard		29501 083 2500	—	—	—	●
		29501 083 4400	●	—	—	—
Prozessorplatte Processor Panel		29305 219 1400	●	●	●	—
Buchsenplatte Socket Board		29305 008 3700	—	—	—	●
		29305 008 3800	●	—	—	—
Fernbedienung Remote Control	TP 750 C (Schwarz/Black)	29642 062 1800	—	●	—	—
	TP 750 C (Grau/Grey)	29642 062 1900	—	—	●	—
	TP 810 C	29642 061 1001	—	—	—	●
	TP 910 C	29642 061 1201	●	—	—	—
NF-Baustein DPL 2 AF Module DPL 2		G.AD 8900	—	—	—	nachrüstbar retrofittable
Nachrüstsatz PIP 4 Retrofit kit PIP 4		G.AD 9000	—	—	—	nachrüstbar retrofittable
SAT-Baustein SER 251 SAT Module SER 251		G.AE 0700	—	—	—	nachrüstbar retrofittable
SAT-Receiver SNR 105		G.AD 9551	nachrüstbar retrofittable	nachrüstbar retrofittable	nachrüstbar retrofittable	—

		MW 82 –3699 DOLBY / FT (VNM) CUC 2058 N	MW 70 – 2701 DOLBY / FT (VNM) CUC 2059 N	MW 70 – 3699 DOLBY / FT (VNM) CUC 2059 N	ST 84 – 8910 NIC / DOLBY (VNM) CUC 2080 N
Bestell-Nr. Order No.		G.CL 3892 GB	G.CL 4292 GB	G.CL 3992 GB	G.CK 4990
Chassis-Nr. Chassis No.		29704 009 4300	29704 009 8200	29704 009 4400	29704 009 6700
Tuner	29504 301 0100	●	●	●	●
ww / or	81406 016 1200	ww / or	—	ww / or	—
Feature-Platte CTI/LTI Feature Board CTI/LTI	29305 119 3500	—	●	—	—
	29305 129 0700	●	—	●	●
Panorama View	29305 129 0400	●	●	●	—
Bildrohrplatte CRT Panel	29305 122 2500	—	●	—	—
	29305 122 2800	●	—	●	●
Netzschalterplatte Mains Switch Board	29305 165 7100	●	●	●	—
Bedieneinheit Control Unit	29501 082 7000	—	—	—	●
Keyboard	29501 083 2500	●	●	●	—
Prozessorplatte Processor Panel	29305 219 1400	—	—	—	●
Buchsenplatte Socket Board	29305 008 3700	●	●	●	—
Fernbedienung Remote Control TP 810 C	29642 061 1001	●	●	●	●
NF-Baustein DPL 2 AF Module DPL 2	G.AD 8900	nachrüstbar retrofittable	nachrüstbar retrofittable	nachrüstbar retrofittable	nachrüstbar retrofittable
Nachrüstsatz PIP 4 Retrofit kit PIP 4	G.AD 9000	nachrüstbar retrofittable	nachrüstbar retrofittable	nachrüstbar retrofittable	nachrüstbar retrofittable
SAT-Baustein SER 251 SAT Module SER 251	G.AE 0700	nachrüstbar retrofittable	nachrüstbar retrofittable	nachrüstbar retrofittable	nachrüstbar retrofittable

Technische Daten / Technical Data

	Greenville 7006 NIC / DOLBY CUC 2030 N	ST 70 – 7010 NIC / DOLBY CUC 2030 N	DAVIO 70 ST 70 – 8510 NIC / DOLBY CUC 2030 N	MW 82 – 2701 DOLBY / FT CUC 2058 N
Bildröhre / Picture Tube				
Sichtbares Bild Visible picture	66cm	66cm	66cm	76cm
Bildschirmdiagonale Screen diagonale	70cm (28") FST, Black Line D	70cm (28") FST, Black Line D	70cm (28") FST, Black Line D	82cm (32") Super Flat, Black Line, Invar Format 16:9
Ablenkwinkel Deflection angle	110°	110°	110°	104°
Bildwechselfrequenz Vertical frequency	50Hz	50Hz	50Hz	50Hz
Elektronik / Electronic				
Programmspeicherplätze Programme positions	99 TV + 3 AV	99 TV + 3 AV	99 TV + 3 AV	99 + 3 AV 199 TV/SAT + 59 Radio + 3 AV (bei Nachrüstung SAT/ when retrofitted with SAT)
AV-Auswertung AV evaluation	auf jeden Programmplatz programmierbar / programmable for every programme position			
Tuner	PLL-Frequenz synthesizer tuning UHF/VHF globale Pinbelegung PLL frequency synthesizer tuning UHF/VHF global pinning	PLL-Frequenz synthesizer tuning UHF/VHF globale Pinbelegung PLL frequency synthesizer tuning UHF/VHF global pinning	PLL-Frequenz synthesizer tuning UHF/VHF globale Pinbelegung PLL frequency synthesizer tuning UHF/VHF global pinning	PLL-Frequenz synthesizer tuning UHF/VHF globale Pinbelegung PLL frequency synthesizer tuning UHF/VHF global pinning
TV-Normen TV-Standard	B/G, I, D/K,K' (nur/only PAL)	B/G, I, D/K,K' (nur/only PAL)	PAL, NTSC 4,43MHz, B/G, I, D/K,K' (nur/only PAL)	B/G, I, D/K,K' (nur/only PAL)
Stereo Systeme Stereo systems	A2 für B/G/D/K A2 for B/G/D/K Nicam 5,85MHz (BG, L) +6,52MHz (I)	A2 für B/G/D/K A2 for B/G/D/K Nicam 5,85MHz (BG, L) +6,52MHz (I)	A2 für B/G/D/K A2 for B/G/D/K Nicam 5,85MHz (BG, L) +6,52MHz (I)	A2 für B/G/D/K A2 for B/G/D/K Nicam 5,85MHz (BG, L) +6,52MHz (I)
Videotext Teletext	100 Seiten TOP/FLOF-text, VPS, 100 pages TOP/FLOF-text, VPS,	100 Seiten TOP/FLOF-text, VPS, 100 pages TOP/FLOF-text, VPS,	100 Seiten TOP/FLOF-text, VPS, 100 pages TOP/FLOF-text, VPS,	8 Seiten TOP/FLOF-text, VPS, 8 pages TOP/FLOF-text, VPS,
Musikleistung ohne externe LS Music power without external LS	Stereo 2 X 8W (Virtual Dolby)	Stereo 2 X 8W (Virtual Dolby)	Stereo 2 X 10W (Virtual Dolby)	Stereo 2 X 20W (Virtual Dolby)
Anschlüsse Front / Connections Front				
Kopfhörer Headphones	Stereo 3,5mm Klinkenbuchse, Lautstärke regelbar, individuelle Tonkanalwahl bei 2-Ton-Empfang Stereo 3.5mm jacksocket, adjustable volume, individual channel selection with dual-sound broadcasts			
Cinch-AV-Buchse Cinch-AV socket	1x FBAS Video / in 1x CCVS Video / in 2x Audio / in (AV 3 Position)	1x FBAS Video / in 1x CCVS Video / in 2x Audio / in (AV 3 Position)	1x FBAS Video / in 1x CCVS Video / in 2x Audio / in (AV 3 Position)	1x FBAS Video / in 1x CCVS Video / in 2x Audio / in (AV 3 Position)
Anschlüsse Rückwand / Connections Rear Panel				
Euro AV 1 (schwarz/black)	FBAS Ein-/Ausgang, SBAS-Eingang, RGB-Eingang CCVS in-/output, SBAS input, RGB input, MicroSat Fernbedienung (Pin 8) MicroSat remote control (Pin 8)	FBAS Ein-/Ausgang, SBAS-Eingang, RGB-Eingang CCVS in-/output, SBAS input, RGB input, MicroSat Fernbedienung (Pin 8) MicroSat remote control (Pin 8)	FBAS Ein-/Ausgang, SBAS-Eingang, RGB-Eingang CCVS in-/output, SBAS input, RGB input, MicroSat Fernbedienung (Pin 8) MicroSat remote control (Pin 8)	FBAS Ein-/Ausgang, SBAS-Eingang, RGB-Eingang CCVS in-/output, SBAS input, RGB input,
Euro AV 2 (schwarz/black)	FBAS Ein-/Ausgang, SBAS-Eingang, RGB-Eingang CCVS in-/output, SBAS input, RGB input,	FBAS Ein-/Ausgang, SBAS-Eingang, RGB-Eingang CCVS in-/output, SBAS input, RGB input,	FBAS Ein-/Ausgang, SBAS-Eingang, RGB-Eingang CCVS in-/output, SBAS input, RGB input,	FBAS Ein-/Ausgang, SBAS-Eingang, RGB-Eingang CCVS in-/output, SBAS input, RGB input,
Netzteil / Mains Stage				
Netzspannung (Regelbereich) Mains voltage (variable)	165…265V	165…265V	165…265V	165…265V
Netzfrequenz Mains frequency	50 / 60Hz	50 / 60Hz	50 / 60Hz	50 / 60Hz
Öko-Schalter Eco switch	ja / yes	–	–	–
Leistungsaufnahme Power consumption	ca. 75W	ca. 75W	ca. 75W	ca. 95W
Standby	ca. 5W	ca. 5W	ca. 5W	ca. 6W

	MW 82 –3699 DOLBY / FT CUC 2058 N	MW 70 – 2701 DOLBY / FT CUC 2059 N	MW 70 – 3699 DOLBY / FT CUC 2059 N	ST 84 – 8910 NIC / DOLBY CUC 2080 N
Bildröhre / Picture Tube				
Sichtbares Bild Visible picture	76cm	66cm	66cm	80cm
Bildschirmdiagonale Screen diagonale	82cm (32") Super Flat, Black Line, Invar Format 16:9	70cm (28") Super Flat, Black Line, Invar Format 16:9	70cm (28") Super Flat, Black Line, Invar Format 16:9	84cm (33") FST, Black Matrix Black Line, Invar
Ablenkwinkel Deflection angle	104°	104°	104°	110°
Bildwechselfrequenz Vertical frequency	50Hz	50Hz	50Hz	50Hz
Elektronik / Electronic				
Programmspeicherplätze Programme positions	99 + 3 AV 199 TV/SAT + 59 Radio + 3 AV (bei Nachrüstung SAT/ when retrofitted with SAT)	99 + 3 AV 199 TV/SAT + 59 Radio + 3 AV (bei Nachrüstung SAT/ when retrofitted with SAT)	99 + 3 AV 199 TV/SAT + 59 Radio + 3 AV (bei Nachrüstung SAT/ when retrofitted with SAT)	99 + 3 AV 199 TV/SAT + 59 Radio + 3 AV (bei Nachrüstung SAT/ when retrofitted with SAT)
AV-Auswertung AV evaluation	auf jeden Programmplatz programmierbar / programmable for every programme position			
Tuner	PLL-Frequenz synthesizer tuning UHF/VHF globale Pinbelegung PLL frequency synthesizer tuning UHF/VHF global pinning	PLL-Frequenz synthesizer tuning UHF/VHF globale Pinbelegung PLL frequency synthesizer tuning UHF/VHF global pinning	PLL-Frequenz synthesizer tuning UHF/VHF globale Pinbelegung PLL frequency synthesizer tuning UHF/VHF global pinning	PLL-Frequenz synthesizer tuning UHF/VHF globale Pinbelegung PLL frequency synthesizer tuning UHF/VHF global pinning
TV-Normen TV-Standard	B/G, I, D/K,K' (nur/only PAL)	B/G, I, D/K,K' (nur/only PAL)	B/G, I, D/K,K' (nur/only PAL)	B/G, I, D/K,K' (nur/only PAL)
Stereo Systeme Stereo systems	A2 für B/G/D/K A2 for B/G/D/K Nicam 5,85MHz (BG, L) +6,52MHz (I)	A2 für B/G/D/K A2 for B/G/D/K Nicam 5,85MHz (BG, L) +6,52MHz (I)	A2 für B/G/D/K A2 for B/G/D/K Nicam 5,85MHz (BG, L) +6,52MHz (I)	A2 für B/G/D/K A2 for B/G/D/K Nicam 5,85MHz (BG, L) +6,52MHz (I)
Videotext Teletext	8 Seiten TOP/FLOF-text, VPS, 8 pages TOP/FLOF-text, VPS,	8 Seiten TOP/FLOF-text, VPS, 8 pages TOP/FLOF-text, VPS,	8 Seiten TOP/FLOF-text, VPS, 8 pages TOP/FLOF-text, VPS,	100 Seiten TOP/FLOF-text, VPS, 100 pages TOP/FLOF-text, VPS,
Musikleistung ohne externe LS Music power without external LS	Stereo 2 X 20W (Virtual Dolby)	Stereo 2 X 20W (Virtual Dolby)	Stereo 2 X 20W (Virtual Dolby)	Stereo 2 X 20W (Virtual Dolby)
Anschlüsse Front / Connections Front				
Kopfhörer Headphones	Stereo 3,5mm Klinkenbuchse, Lautstärke regelbar, individuelle Tonkanalwahl bei 2-Ton-Empfang Stereo 3.5mm jacksocket, adjustable volume, individual channel selection with dual-sound broadcasts			
Cinch-AV-Buchse Cinch-AV socket	1x FBAS Video / in 1x CCVS Video / in 2x Audio / in (AV 3 Position)	1x FBAS Video / in 1x CCVS Video / in 2x Audio / in (AV 3 Position)	1x FBAS Video / in 1x CCVS Video / in 2x Audio / in (AV 3 Position)	1x FBAS Video / in 1x CCVS Video / in 2x Audio / in (AV 3 Position)
Anschlüsse Rückwand / Connections Rear Panel				
Euro AV 1 (schwarz/black)	FBAS Ein-/Ausgang, SBAS-Eingang, RGB-Eingang CCVS in-/output, SBAS input, RGB input,	FBAS Ein-/Ausgang, SBAS-Eingang, RGB-Eingang CCVS in-/output, SBAS input, RGB input,	FBAS Ein-/Ausgang, SBAS-Eingang, RGB-Eingang CCVS in-/output, SBAS input, RGB input,	FBAS Ein-/Ausgang, SBAS-Eingang, RGB-Eingang CCVS in-/output, SBAS input, RGB input,
Euro AV 2 (schwarz/black)	FBAS Ein-/Ausgang, SBAS-Eingang, RGB-Eingang CCVS in-/output, SBAS input, RGB input,	FBAS Ein-/Ausgang, SBAS-Eingang, RGB-Eingang CCVS in-/output, SBAS input, RGB input,	FBAS Ein-/Ausgang, SBAS-Eingang, RGB-Eingang CCVS in-/output, SBAS input, RGB input,	FBAS Ein-/Ausgang, SBAS-Eingang, RGB-Eingang CCVS in-/output, SBAS input, RGB input,
Netzteil / Mains Stage				
Netzspannung (Regelbereich) Mains voltage (variable)	165…265V	165…265V	165…265V	165…265V
Netzfrequenz Mains frequency	50 / 60Hz	50 / 60Hz	50 / 60Hz	50 / 60Hz
Öko-Schalter Eco switch	–	–	–	–
Leistungsaufnahme Power consumption	ca. 95W	ca. 95W	ca. 95W	ca. 110W
Standby	ca. 6W	ca. 5W	ca. 5W	ca. 6W

Chassisplatte

Koordinaten für die Bauteile der Lötseite (Unterseite)

Pos.-Nr./ Pos. No.	Koordinaten/ Coordinates X	Y
CBR100	110	43
CBR101	130	54
CBR102	168	211
CBR103	116	49
CBR105	99	49
CBR107	137	91
CBR109	165	233
CBR111	145	27
CBR112	131	49
CBR120	41	194
CBR121	73	188
CBR123	73	186
CBR130	136	103
CBR136	97	143
CBR137	44	66
CBR139	82	59
CBR141	118	116
CBR143	161	233
CBR145	144	46
CBR146	176	164
CBR147	116	63
CBR148	156	148
CBR149	162	229
CBR151	115	108
CBR156	172	117
CBR157	86	151
CBR161	20	209
CBR164	28	26
CBR167	180	228
CBR173	109	46
CBR174	170	102
CC31019	140	228
CC31047	139	237
CC31051	140	224
CC31052	140	222
CC32026	53	99
CC32109	135	98
CC32110	127	99
CC32118	124	97
CC32121	105	89
CC32122	105	86
CC32123	105	84
CC32124	105	81
CC32301	61	194
CC32302	62	202
CC32303	66	194
CC32304	73	195
CC32306	69	194
CC32307	40	173
CC32308	40	169
CC32309	32	187
CC32310	29	187
CC32311	35	173
CC32312	35	169
CC32313	30	173
CC32314	27	187
CC32315	24	187
CC32316	30	169
CC32317	25	173
CC32318	25	169
CC32319	21	187
CC32321	20	173
CC32322	20	169
CC32328	41	202
CC32333	56	206
CC32336	60	25
CC32337	60	28
CC32341	41	179
CC32345	35	187
CC32347	34	194
CC32348	62	211
CC32350	40	186
CC32365	58	202
CC32401	120	87
CC32412	153	200
CC32413	148	160
CC32422	119	185
CC33014	139	127
CC33016	145	133

Pos.-Nr./ Pos. No.	Koordinaten/ Coordinates X	Y
CC33017	137	133
CC33018	145	156
CC33020	133	167
CC33021	152	158
CC33025	145	130
CC34022	130	127
CC34027	113	148
CC34032	75	89
CC34037	119	156
CC34039	121	130
CC34041	110	148
CC34042	105	145
CC34043	116	165
CC34044	101	164
CC34061	112	140
CC34064	130	132
CC34067	133	132
CC34072	148	156
CC40022	42	66
CC40026	38	64
CC40042	38	86
CC40046	39	77
CC43001	49	194
CC43003	29	228
CC43006	52	194
CC43008	23	228
CC43011	28	194
CC43013	22	244
CC43016	31	194
CC43018	15	228
CC43021	43	194
CC43023	89	230
CC43026	46	194
CC43028	86	230
CC43031	23	194
CC43033	83	244
CC43036	26	194
CC43038	79	231
CC43046	100	247
CC43047	86	253
CC43055	149	247
CC43057	39	247
CC43058	33	247
CC43061	47	247
CC43073	108	230
CC43074	149	242
CC43099	122	242
CC43248	72	247
CC43259	120	203
CC43261	95	228
CC43281	99	198
CC43283	115	224
CC43284	77	169
CC43286	140	26
CC46004	145	67
CC46014	80	54
CC46015	77	54
CC46016	82	49
CC46017	102	49
CC46021	104	49
CC46022	107	49
CC46023	82	34
CC46024	77	59
CC46026	81	43
CC46027	79	34
CC50003	192	226
CC50004	198	221
CC50011	179	200
CC50012	173	203
CC50014	182	201
CC50017	176	203
CC52216	132	156
CC52217	133	148
CC52246	128	161
CC52248	124	156
CC52266	129	67
CC55001	161	158
CC57004	163	123
CC57007	157	158

Pos.-Nr./ Pos. No.	Koordinaten/ Coordinates X	Y
CC57016	170	105
CC57021	101	133
CC61038	182	146
CC61039	179	146
CC61041	181	152
CC61051	181	104
CC61058	181	100
CC61059	160	71
CC61060	178	100
CC61061	181	58
CC61062	181	52
CC61064	178	58
CC80001	105	30
CC80002	108	30
CC80007	99	25
CC81003	99	20
CC81006	182	8
CC81007	97	59
CC81008	145	35
CC81012	96	67
CC81013	84	69
CC81016	119	49
CC81020	120	77
CC81021	82	30
CC81023	113	29
CC81026	116	29
CC81028	119	29
CC81032	122	29
CC81033	89	49
CC81034	92	49
CC81036	94	49
CC81038	98	43
CC81041	93	30
CC81042	90	30
CC81043	87	30
CC81046	122	25
CC81048	129	29
CC81050	108	76
CC81055	102	76
CC81057	125	29
CC81058	126	72
CC81059	96	80
CC81062	113	43
CC81082	88	16
CC81508	176	9
CC82001	141	50
CC82004	132	38
CD32411	144	185
CD32421	141	185
CD80007	97	25
CIC32410	128	84
CIC43050	157	245
CR31003	77	201
CR31006	77	199
CR31008	69	20
CR31009	77	11
CR31011	67	45
CR31019	130	219
CR31021	140	230
CR31022	132	215
CR31029	89	215
CR31039	91	215
CR31041	124	213
CR31042	129	215
CR31043	131	211
CR31044	131	204
CR31045	131	208
CR31046	142	237
CR31047	131	234
CR31048	150	232
CR31051	89	219
CR31052	91	219
CR32021	135	185
CR32026	53	106
CR32101	124	100
CR32102	118	110
CR32103	132	120
CR32104	118	106

Chassis Board

Coordinates of the Components on the Solder Side (Bottom Side)

Pos.-Nr./ Pos. No.	Koordinaten/ Coordinates X	Y
CR32105	127	92
CR32107	120	101
CR32108	125	117
CR32109	130	99
CR32110	133	103
CR32111	114	97
CR32112	114	89
CR32113	108	98
CR32114	110	98
CR32119	119	92
CR32124	101	82
CR32128	90	99
CR32129	94	98
CR32131	88	115
CR32132	119	90
CR32133	109	82
CR32141	105	97
CR32142	105	99
CR32143	105	94
CR32144	105	92
CR32150	114	86
CR32300	73	190
CR32301	73	192
CR32302	54	194
CR32303	37	187
CR32304	18	190
CR32306	85	172
CR32307	42	173
CR32309	33	178
CR32310	30	178
CR32311	37	173
CR32313	32	173
CR32314	27	178
CR32315	25	178
CR32317	27	173
CR32318	22	178
CR32319	22	173
CR32334	73	183
CR32335	55	186
CR32336	38	194
CR32337	58	174
CR32338	51	186
CR32339	58	20
CR32340	61	20
CR32341	46	186
CR32342	43	186
CR32345	49	159
CR32360	35	204
CR32364	62	187
CR32401	127	77
CR32402	125	77
CR32403	120	82
CR32404	130	72
CR32406	120	84
CR32407	120	80
CR32408	122	77
CR32409	151	117
CR32410	129	77
CR32411	152	172
CR32412	155	197
CR32414	155	194
CR32416	144	164
CR32417	132	77
CR32418	134	77
CR32419	149	164
CR32420	138	185
CR32431	148	174
CR32432	148	184
CR33014	141	132
CR33016	145	133
CR33018	160	177
CR33019	102	173
CR33020	142	156
CR33025	145	125
CR34032	75	86
CR34033	74	92
CR34038	100	139
CR34039	101	157
CR34040	102	155

Pos.-Nr./ Pos. No.	Koordinaten/ Coordinates X	Y
CR34041	121	156
CR34042	108	148
CR34043	116	156
CR34044	110	170
CR34045	107	155
CR34046	86	146
CR34047	88	149
CR34048	93	143
CR34049	90	144
CR34053	112	108
CR34054	105	104
CR34055	93	115
CR34057	137	131
CR34058	152	101
CR34059	150	101
CR34061	106	141
CR34062	64	122
CR34064	125	125
CR34067	118	125
CR34076	101	142
CR40021	28	113
CR40026	38	67
CR40031	20	113
CR40041	25	113
CR40046	37	81
CR40051	23	113
CR40058	16	107
CR40059	27	104
CR40060	21	101
CR40061	15	74
CR40062	38	69
CR40063	39	81
CR40064	15	72
CR40070	18	113
CR40071	16	109
CR40072	16	142
CR41011	38	18
CR41022	16	35
CR41023	21	35
CR41032	28	28
CR41033	31	27
CR43001	48	202
CR43002	44	215
CR43003	32	228
CR43006	51	202
CR43008	20	228
CR43011	29	203
CR43013	17	244
CR43016	32	203
CR43018	18	228
CR43021	44	202
CR43023	91	230
CR43026	46	202
CR43028	83	230
CR43031	21	203
CR43033	80	244
CR43036	23	203
CR43038	76	231
CR43040	81	253
CR43041	89	244
CR43042	86	244
CR43043	30	244
CR43044	27	244
CR43045	25	244
CR43046	98	243
CR43047	93	243
CR43048	155	238
CR43051	161	252
CR43052	111	243
CR43053	109	247
CR43054	36	247
CR43055	109	251
CR43056	159	252
CR43057	161	236
CR43058	168	246
CR43061	151	252
CR43062	46	243
CR43063	51	243
CR43066	38	243
CR43067	33	243

Pos.-Nr./ Pos. No.	Koordinaten/ Coordinates X	Y
CR43072	106	243
CR43073	108	226
CR43074	107	247
CR43076	169	253
CR43077	166	246
CR43078	121	230
CR43079	118	219
CR43095	118	243
CR43096	115	244
CR43097	102	227
CR43181	157	252
CR43182	157	238
CR43183	153	252
CR43184	161	238
CR43241	57	244
CR43242	60	244
CR43243	62	244
CR43246	62	249
CR43247	55	244
CR43249	114	203
CR43250	103	203
CR43254	120	200
CR43255	118	200
CR43256	107	202
CR43257	158	214
CR43258	116	203
CR43259	116	195
CR43261	103	221
CR43262	111	223
CR43263	105	221
CR43265	66	175
CR43266	100	221
CR43267	63	231
CR43271	94	219
CR43274	85	178
CR43276	115	219
CR43277	105	226
CR43278	111	203
CR43279	110	199
CR43281	99	200
CR43282	108	221
CR43283	96	219
CR43284	86	222
CR43285	64	175
CR43286	99	202
CR43287	99	204
CR43288	152	44
CR43289	155	39
CR43290	136	26
CR46001	87	49
CR46003	134	67
CR46004	150	66
CR46007	142	67
CR46008	148	67
CR46009	140	67
CR46011	148	71
CR46012	149	62
CR46013	142	62
CR46016	84	49
CR46022	85	34
CR46024	80	59
CR46026	84	43
CR46027	79	49
CR50002	180	196
CR50004	189	232
CR50012	177	194
CR52216	139	149
CR52217	156	150
CR52247	125	161
CR52250	159	165
CR52251	131	139
CR52252	140	156
CR52253	170	226
CR52254	166	226
CR52255	152	174
CR52256	120	149
CR52263	178	225
CR52266	132	67
CR55001	180	180
CR55002	176	186

Pos.-Nr./ Pos. No.	Koordinaten/ Coordinates X	Y
CR57001	172	120
CR57002	169	160
CR57003	166	126
CR57004	161	119
CR57006	168	126
CR57008	167	114
CR57012	161	117
CR57020	167	152
CR57021	167	71
CR57022	165	71
CR57101	181	169
CR57102	154	114
CR57103	151	105
CR57104	181	172
CR57105	181	165
CR57113	169	238
CR57116	175	253
CR57117	177	247
CR57121	172	253
CR57124	178	232
CR61041	181	158
CR61044	174	134
CR61046	153	80
CR61051	181	109
CR61054	161	67
CR61056	163	71
CR80001	106	34
CR80007	101	29
CR81001	131	16
CR81002	94	11
CR81004	108	12
CR81005	101	31
CR81006	145	32
CR81007	97	49
CR81008	130	57
CR81009	100	34
CR81010	86	43
CR81011	80	66
CR81012	87	73
CR81013	84	73
CR81014	104	64
CR81015	132	13
CR81016	114	49
CR81017	87	69
CR81018	108	22

Pos.-Nr./ Pos. No.	Koordinaten/ Coordinates X	Y
CR81019	115	25
CR81020	81	78
CR81021	95	34
CR81022	96	43
CR81023	114	33
CR81025	111	22
CR81026	117	33
CR81027	117	43
CR81028	119	33
CR81029	119	43
CR81030	94	20
CR81031	89	49
CR81032	122	33
CR81033	84	59
CR81034	92	59
CR81035	92	49
CR81036	94	59
CR81037	98	34
CR81038	79	75
CR81040	89	43
CR81041	93	34
CR81042	90	34
CR81043	87	34
CR81044	91	43
CR81045	93	43
CR81046	124	33
CR81047	122	43
CR81048	129	33
CR81049	133	26
CR81050	84	100
CR81055	101	105
CR81056	124	43
CR81057	126	33
CR81059	97	104
CR81060	116	82
CR81061	105	76
CR81062	101	108
CR81063	96	83
CR81064	75	109
CR81066	121	49
CR81067	124	49
CR81068	126	49
CR81072	130	222
CR81073	82	23
CR81074	82	20

Pos.-Nr./ Pos. No.	Koordinaten/ Coordinates X	Y
CR81076	82	26
CR81077	87	26
CR81080	91	26
CR81081	83	16
CR81082	86	16
CR81083	103	43
CR81084	108	43
CR81086	112	49
CR81087	109	49
CR81500	175	39
CR81501	172	39
CR81502	149	24
CR81503	178	42
CR81505	145	24
CR81507	173	9
CR81508	179	9
CR81509	159	40
CR81511	157	76
CR82001	136	52
CR82003	128	43
CR82004	126	43
CR82006	132	40
CR82007	136	39
CR82008	105	19
CT31005	78	16
CT31010	63	48
CT31020	60	65
CT31030	63	56
CT32105	131	117
CT32111	114	102
CT32119	119	96
CT32122	109	86
CT32123	109	93
CT32124	100	97
CT32128	94	95
CT32132	114	93
CT32308	41	165
CT32310	36	165
CT32312	31	165
CT32315	26	165
CT32318	21	165
CT32415	138	169
CT32430	142	169
CT32431	148	169

Pos.-Nr./ Pos. No.	Koordinaten/ Coordinates X	Y
CT34031	101	147
CT34075	91	126
CT40059	16	101
CT41022	16	38
CT41030	21	30
CT43095	119	247
CT43244	58	249
CT43246	67	247
CT43255	120	195
CT43289	151	38
CT43290	59	135
CT46004	145	62
CT46009	138	62
CT52253	173	226
CT57005	167	120
CT57020	166	76
CT57021	164	104
CT57103	176	173
CT57112	173	238
CT57113	173	245
CT57124	173	232
CT61043	174	139
CT61053	166	65
CT81010	80	70
CT81015	99	67
CT81030	73	28
CT81058	112	77
CT81080	87	22
CT81091	127	15
CT81502	168	40
CT81503	173	32
CT81508	175	15
CT81511	157	80
CT82006	127	21
_CBR154	92	11
_CC32107	129	109
_CC32111	113	82
_CC32152	136	127
_CC32154	142	109
_CC32411	134	156
_CC32451	63	167
_CC32452	59	169
_CC34069	150	132
_CC40028	28	59

Pos.-Nr./ Pos. No.	Koordinaten/ Coordinates X	Y
_CC40032	10	69
_CC40036	24	73
_CC40038	39	61
_CC40048	16	88
_CC40049	30	86
_CC40052	16	96
_CC40056	16	91
_CC40059	24	101
_CC43289	150	44
_CC46020	100	58
_CC57003	138	156
_CC81063	148	51
_CC81081	83	16
_CD32152	139	117
_CD32153	136	117
_CR31013	64	62
_CR31018	62	43
_CR31028	60	61
_CR31038	63	52
_CR32106	120	106
_CR32151	133	109
_CR32152	137	124
_CR32153	138	107
_CR32156	138	109
_CR32157	138	113
_CR32158	139	103
_CR32326	109	185
_CR32327	112	185
_CR32421	136	77
_CR32422	138	77
_CR32426	114	185
_CR32433	157	175
_CR32436	155	192
_CR32437	157	178
_CR32438	153	178
_CR32439	157	180
_CR32441	133	185
_CR32451	61	159
_CR32452	56	157
_CR32453	56	159
_CR32454	57	169
_CR34034	80	105
_CR34071	162	136

Pos.-Nr./ Pos. No.	Koordinaten/ Coordinates X	Y
_CR34072	137	67
_CR40028	28	62
_CR40036	15	69
_CR40038	35	61
_CR40042	30	113
_CR40048	16	84
_CR40049	30	89
_CR40056	16	94
_CR43004	26	228
_CR43014	20	244
_CR81003	100	43
_CR81024	115	43
_CR81091	106	43
_CR81092	92	16
_CT32435	158	184
_CT32440	153	184
_CT32453	58	164
_CT32454	53	164

Chassisplatte

Koordinaten für die Bauteile der Bestückungsseite (Oberseite)

Pos.-Nr./ Pos. No.	Koordinaten/ Coordinates X	Y
ASIS01	135	21
ASIS02	135	31
ASIS03	98	29
ASIS04	131	43
ASIS05	131	46
ASIS06	74	67
ASIS07	147	86
ASIS08	144	83
ASIS09	94	111
ASIS10	104	110
ASIS11	109	110
ASIS12	159	151
ASIS13	170	44
ASIS14	147	91
ASIS15	175	46
ASIS16	108	71
BR102	170	178
BR104	114	14
BR105	61	125
BR106	154	108
BR107	123	16
BR108	117	14
BR109	120	16
BR110	347	236
BR111	284	148

Pos.-Nr./ Pos. No.	Koordinaten/ Coordinates X	Y
BR112	185	167
BR113	148	74
BR114	147	71
BR115	68	224
BR119	24	74
BR123	278	11
BR124	159	24
BR126	131	121
BR127	199	167
BR128	203	155
BR129	186	184
BR130	208	165
BR131	191	160
BR132	121	214
BR133	168	137
BR135	67	147
BR136	233	85
BR139	80	92
BR140	60	90
BR142	104	46
BR144	63	81
BR147	211	132
BR150	194	166
BR151	185	136
BR155	27	149

Pos.-Nr./ Pos. No.	Koordinaten/ Coordinates X	Y
BR156	177	102
BR159	25	149
BR160	61	84
BR161	79	125
BR163	68	38
BR164	71	35
BR167	217	176
BR169	289	175
BR171	161	54
BR173	200	133
BR175	35	149
BR177	116	144
BR178	123	144
BR179	18	194
BR180	72	189
BR181	63	222
BR183	109	199
BR184	166	16
BR185	88	89
BR186	59	117
BR187	138	26
BR189	141	26
BR190	135	26
BR192	264	246
BR194	190	11

Chassis Board

Coordinates of the Components on the Components Side (Top Side)

Pos.-Nr./ Pos. No.	Koordinaten/ Coordinates X	Y
BR195	275	16
BR196	199	211
BR197	209	246
BR198	192	144
BR202	9	91
BR206	93	105
BR208	43	9
BR209	195	226
BR212	127	183
BR213	101	108
BR214	98	23
BR215	156	214
BR216	176	126
BR217	121	117
BR218	45	230
BR219	185	94
BR220	108	230
BR221	49	144
BR222	49	147
BR223	127	144
BR224	23	115
BR228	71	33
BR232	158	59
BR233	108	77
BR234	240	106

Pos.-Nr./ Pos. No.	Koordinaten/ Coordinates X	Y
BR235	14	43
BR236	29	55
BR238	80	84
BR239	73	98
BR240	158	62
BR243	47	37
BR245	65	25
BR246	335	49
BR247	41	177
BR248	45	215
BR251	142	247
BR15800	22	149
BR31001	94	189
BR31002	74	128
BR31003	56	128
BR31004	94	186
BR31006	96	181
BR31007	75	115
BR31008	57	71
BR31051	75	211
BR31052	73	211
BR32301	97	177
BR32337	46	156
BR32342	61	151
BR32359	18	213

Pos.-Nr./ Pos. No.	Koordinaten/ Coordinates X	Y
BR32364	58	191
BR32418	134	67
BR34038	94	144
BR34039	96	144
BR40070	19	153
BR43052	142	250
BR43057	165	245
BR43061	61	222
BR43097	95	192
BR43098	162	234
BR43245	108	211
BR43255	106	211
BR43257	160	90
BR43258	164	94
BR43278	96	183
BR43281	108	195
BR46022	125	109
BR50027	209	209
BR52002	210	226
BR52006	215	241
BR53001	269	220
BR53011	239	150
BR53076	289	178
BR53077	287	178
BR53078	296	187

Pos.-Nr./ Pos. No.	Koordinaten/ Coordinates X	Koordinaten/ Coordinates Y
BR54002	269	190
BR55001	184	188
BR55002	196	190
BR55003	177	199
BR55004	186	233
BR55006	180	196
BR55007	189	235
BR55008	200	179
BR57021	155	111
BR60012	294	84
BR60021	233	99
BR61020	262	143
BR61027	276	136
BR61028	175	100
BR61307	328	21
BR61308	327	6
BR61312	341	15
BR62500	286	65
BR62501	264	76
BR62502	240	44
BR62503	240	21
BR81006	162	20
BR81007	160	29
BR81020	63	77
BR81033	63	74
BR81041	69	33
BR81042	66	38
BR81043	68	35
BR81061	161	50
BR81073	71	48
BR81074	75	123
BR82006	132	26
C31001	70	137
C31041	149	229
C31042	157	225
C31044	156	203
C31046	159	193
C32021	120	175
C32023	61	111
C32024	60	96
C32108	135	98
C32327	46	207
C32332	54	206
C32334	57	121
C32343	24	210
C32346	31	210
C32360	37	208
C32364	60	210
C32423	112	175
C33019	156	161
C34021	127	128
C34041	116	160
C34063	156	155
C40011	23	61
C40012	26	36
C40014	18	81
C40061	19	74
C40062	29	49
C40063	42	78
C41011	31	20
C41022	11	36
C41032	16	28
C43002	29	220
C43007	35	222
C43012	10	230
C43017	21	220
C43022	42	222
C43027	48	222
C43032	73	226
C43037	55	222
C43079	118	228
C43098	124	228

Pos.-Nr./ Pos. No.	Koordinaten/ Coordinates X	Koordinaten/ Coordinates Y
C43249	69	239
C43266	95	225
C43282	112	223
C46001	74	61
C50013	195	149
C50016	202	191
C50026	213	191
C50027	214	209
C52001	204	234
C52002	193	236
C52003	200	234
C52004	226	221
C52006	213	234
C52247	125	169
C52254	156	169
C53001	290	221
C53002	253	228
C53006	281	221
C53007	264	221
C53009	234	244
C53011	304	246
C53013	235	236
C53016	353	220
C53017	353	200
C53031	292	188
C53032	288	188
C53072	235	221
C53073	222	195
C54001	290	166
C54002	274	161
C54004	214	151
C54011	251	158
C54012	228	143
C55003	192	188
C55004	205	182
C57016	169	82
C60001	288	105
C60002	335	40
C60007	281	99
C60009	334	89
C60010	340	89
C60011	314	49
C60013	335	58
C60014	325	44
C60016	325	35
C60022	213	98
C60023	238	73
C60024	196	81
C60026	228	65
C60027	215	65
C60036	346	34
C60037	317	57
C60038	329	68
C61016	345	154
C61017	346	179
C61026	313	159
C61027	296	152
C61036	292	139
C61037	264	128
C61042	192	136
C61052	192	123
C61056	296	127
C61057	280	123
C61063	175	52
C61301	320	13
C61311	338	15
C62021	195	25
C62022	195	19
C62048	301	111
C62501	249	68
C62502	213	31
C62505	201	38
C81061	148	52

Pos.-Nr./ Pos. No.	Koordinaten/ Coordinates X	Koordinaten/ Coordinates Y
C81072	148	235
C81073	78	25
D31001	69	144
D31007	73	15
D32128	82	95
D40064	10	77
D40066	16	51
D43284	71	168
D43292	53	140
D50011	189	184
D50013	189	164
D50014	190	219
D50016	199	194
D52001	200	241
D53003	293	205
D53071	242	220
D53072	222	215
D54001	319	169
D54002	269	156
D54011	250	152
D55004	206	190
D57011	164	104
D57012	167	104
D57013	169	104
D57014	170	131
D57021	155	111
D57023	162	80
D57101	172	169
D57122	177	233
D60005	316	78
D60006	321	82
D60007	306	81
D60012	300	93
D60013	321	49
D60023	213	73
D60037	315	66
D61016	353	160
D61026	317	154
D61036	290	136
D61056	298	124
D81012	81	77
D81020	110	65
D81051	118	65
D81052	121	65
D81053	123	65
D81501	269	20
EUROAV01	39	244
EUROAV02	99	244
F32020	139	180
F32101	127	93
F32109	127	102
F32121	99	89
F32410	148	198
F32412	139	168
F33025	145	125
IC32000	45	190
IC32420	116	185
IC34015	124	144
IC40000	33	74
IC43280	107	211
IC50020	187	205
IC60010	328	54
IC61040	184	155
IC61050	184	105
IC61060	184	55
IC61310	328	13
IC80000	106	25
IC81050	105	46
IC82000	138	50
IC82005	138	39
IND01	55	231

Pos.-Nr./ Pos. No.	Koordinaten/ Coordinates X	Koordinaten/ Coordinates Y
IND02	22	231
L31043	125	201
L32023	67	111
L32026	58	102
L32109	131	109
L32342	53	165
L43098	162	234
L46021	104	61
L46022	125	110
L50027	209	209
L53001	270	239
L53002	244	236
L53003	266	234
L53011	294	239
L53012	247	141
L53021	246	191
L53074	247	171
L54002	272	186
L55006	217	167
L60006	340	83
L60012	309	99
L61016	350	148
L61026	335	149
L61036	330	149
L61056	320	144
L62501	238	33
L81062	72	41
M01	92	131
MONO01	110	192
MONO01	73	167
MONO02	106	186
MONO02	52	188
NETZ01	283	53
NETZ02	275	53
NETZSCH.	287	35
OK60031	316	24
Q32305	66	208
Q34043	115	167
Q34044	102	167
Q80001	106	34
R21117	305	174
R32023	79	102
R32359	11	214
R32413	162	165
R34031	88	86
R34056	114	125
R34057	110	125
R34058	106	125
R34059	103	125
R34062	80	120
R34063	85	112
R34066	85	109
R40011	49	36
R40012	49	46
R40066	16	48
R41022	30	149
R41030	33	149
R43050	61	87
R43098	130	247
R43099	127	239
R43248	83	249
R43291	51	133
R43292	51	131
R50001	169	217
R50003	169	220
R50011	203	152
R50021	196	210
R50022	201	210
R50023	205	210
R50024	205	203

Pos.-Nr./ Pos. No.	Koordinaten/ Coordinates X	Koordinaten/ Coordinates Y
R50026	208	199
R52001	210	226
R52002	290	245
R52004	214	221
R52006	215	241
R53001	279	236
R53002	290	208
R53011	288	234
R53016	272	172
R53021	263	196
R54001	329	171
R54002	269	190
R54003	280	191
R54012	269	152
R55003	196	175
R55006	204	171
R57007	164	173
R57011	168	114
R57016	172	104
R57017	163	136
R57118	177	246
R60001	340	63
R60002	345	45
R60003	345	63
R60004	349	43
R60005	319	66
R60006	322	66
R60007	340	45
R60008	279	85
R60009	274	100
R60012	294	84
R60013	331	64
R60014	329	40
R60015	309	99
R60016	295	96
R60018	306	39
R60021	236	61
R60029	296	78
R60031	335	33
R60032	316	31
R60033	315	35
R60036	345	30
R60037	314	38
R61018	339	156
R61019	270	148
R61027	219	126
R61043	177	153
R61053	170	65
R61301	303	11
R61302	310	16
R61303	310	7
R61304	278	14
R61306	280	9
R61311	334	14
R61312	341	15
R61313	347	16
R61314	354	126
R62049	294	111
R62505	203	58
R81020	114	65
R81051	118	65
R81052	121	65
R81053	123	65
R81054	126	63
R81504	160	33
SI40012	46	54
SI40070	41	15
SI52001	201	221
SI60001	241	114
SI61026	321	160
SI61036	306	142
SI61056	306	133
SI62501	269	76

Pos.-Nr./ Pos. No.	Koordinaten/ Coordinates X	Koordinaten/ Coordinates Y
STBR	205	138
STCI01	61	15
STE	220	57
STH	19	19
STJOCH	231	174
STKB\IR	144	15
STLSL	15	59
STLSL01	17	58
STLSR	22	90
STLSR01	24	88
STMASSE	353	250
STNETZ01	272	60
STNF01	10	135
STNF02	10	193
STPIP01	146	215
STPIP02	146	91
STPIP03	101	160
STRGB	107	114
STSB	81	173
STSHIFT	274	221
T52001	208	234
T53001	278	244
T55002	198	246
T60006	316	69
T61301	310	12
T81501	173	26
TR52001	222	231
TR53010	322	213
TR53011	321	210
TR61000	329	118
TR61001	333	121
TUNER	136	222
_BR31041	64	153
_BR32451	67	166
_BR34073	80	117
_BR40042	57	68
_BR43005	35	198
_BR43009	49	193
_BR52001	201	222
_BR53001	270	239
_BR53012	239	152
_BR53072	235	221
_BR53074	285	181
_BR60018	338	85
_BR60019	233	102
_BR61040	274	132
_BR61301	303	11
_C32438	151	189
_C32454	48	173
_C34071	155	136
_C60018	310	88
_C60019	263	89
_C60021	263	99
_C60028	233	80
_D60019	267	96
_D60021	256	106
_F32152	145	115
_F32153	145	119
_L31041	125	213
_L32451	62	167
_L60028	247	95
_L81061	161	50
_R40014	44	30
_R41011	41	21
_R53074	260	174
_R61305	316	10
_R61307	328	21
_R61308	327	6
_STKA	97	125
_STMP	102	15

Chassisplatte / Chassis Board

Bestückungsseite, Ansicht von oben / Component Side, Top View

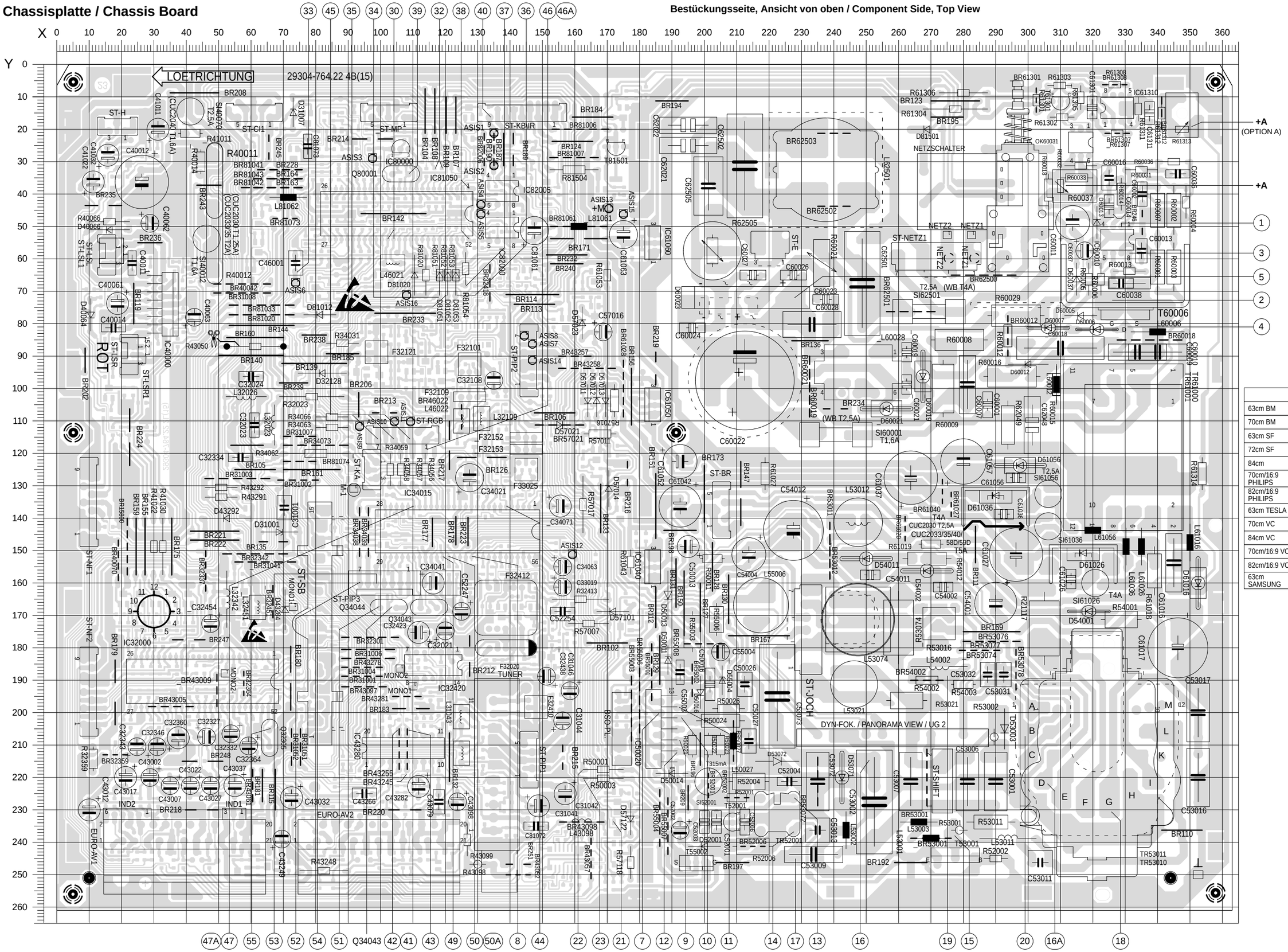

	+A
63cm BM	152V
70cm BM	152V
63cm SF	142V
72cm SF	142V
84cm	154V
70cm/16:9 PHILIPS	149V
82cm/16:9 PHILIPS	149V
63cm TESLA	152V
70cm VC	155V
84cm VC	160V
70cm/16:9 VC	149V
82cm/16:9 VC	149V
63cm SAMSUNG	152V

CUC 2030 N / 2058 N / 2059 N / 2080 N Platinenabbildungen und Schaltpläne / Layout of PCBs and Circuit Diagrams

Platinenabbildungen und Schaltpläne / Layout of PCBs and Circuit Diagrams
CUC 2030 N / 2058 N / 2059 N / 2080 N

Chassisplatte / Chassis Board

Lötseite, Ansicht von unten / Solder Side, Bottom View

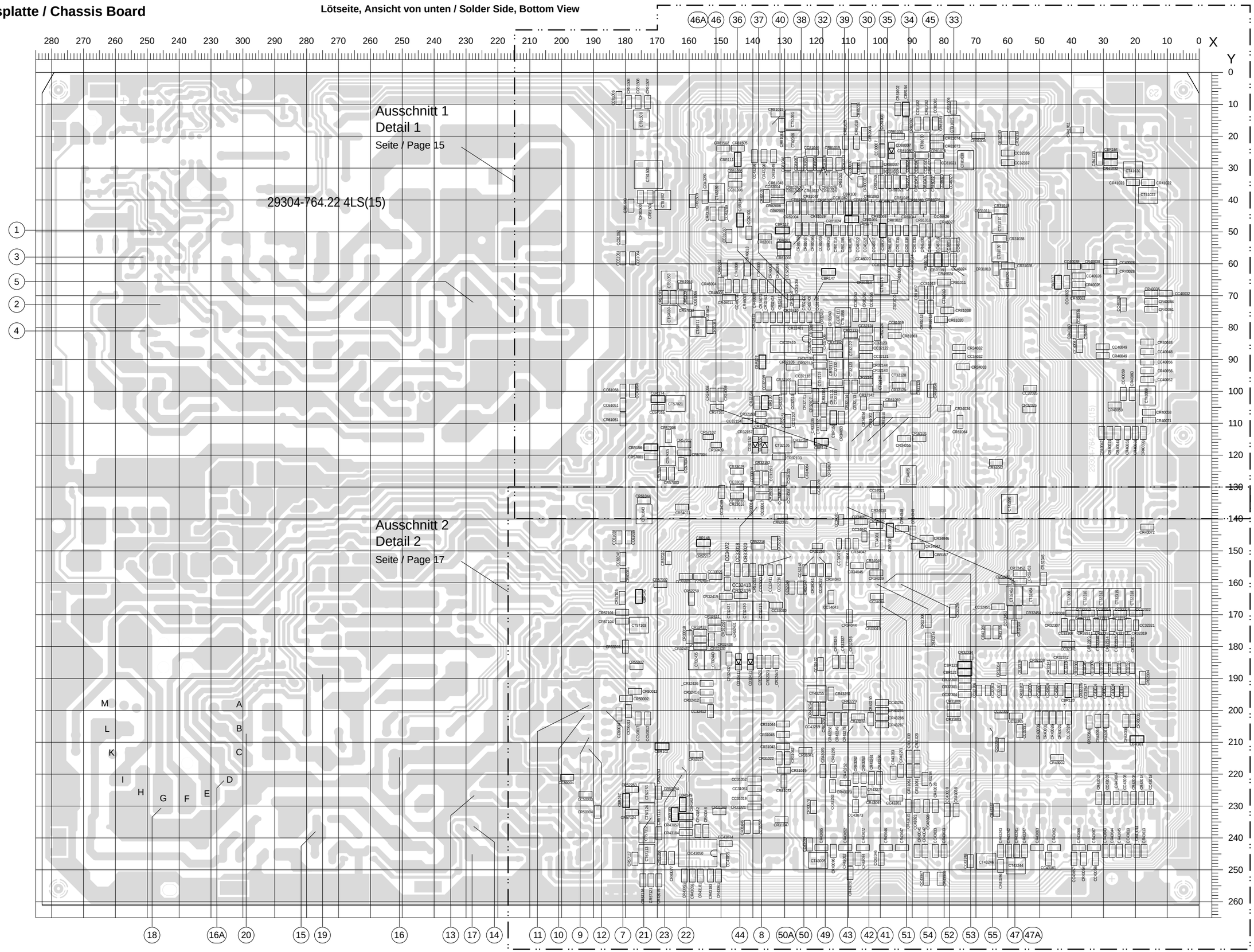

Chassisplatte (vergrößert) Ausschnitt 1
Chassis Board (enlarged) Detail 1

Lötseite, Ansicht von unten
Solder Side, Bottom View

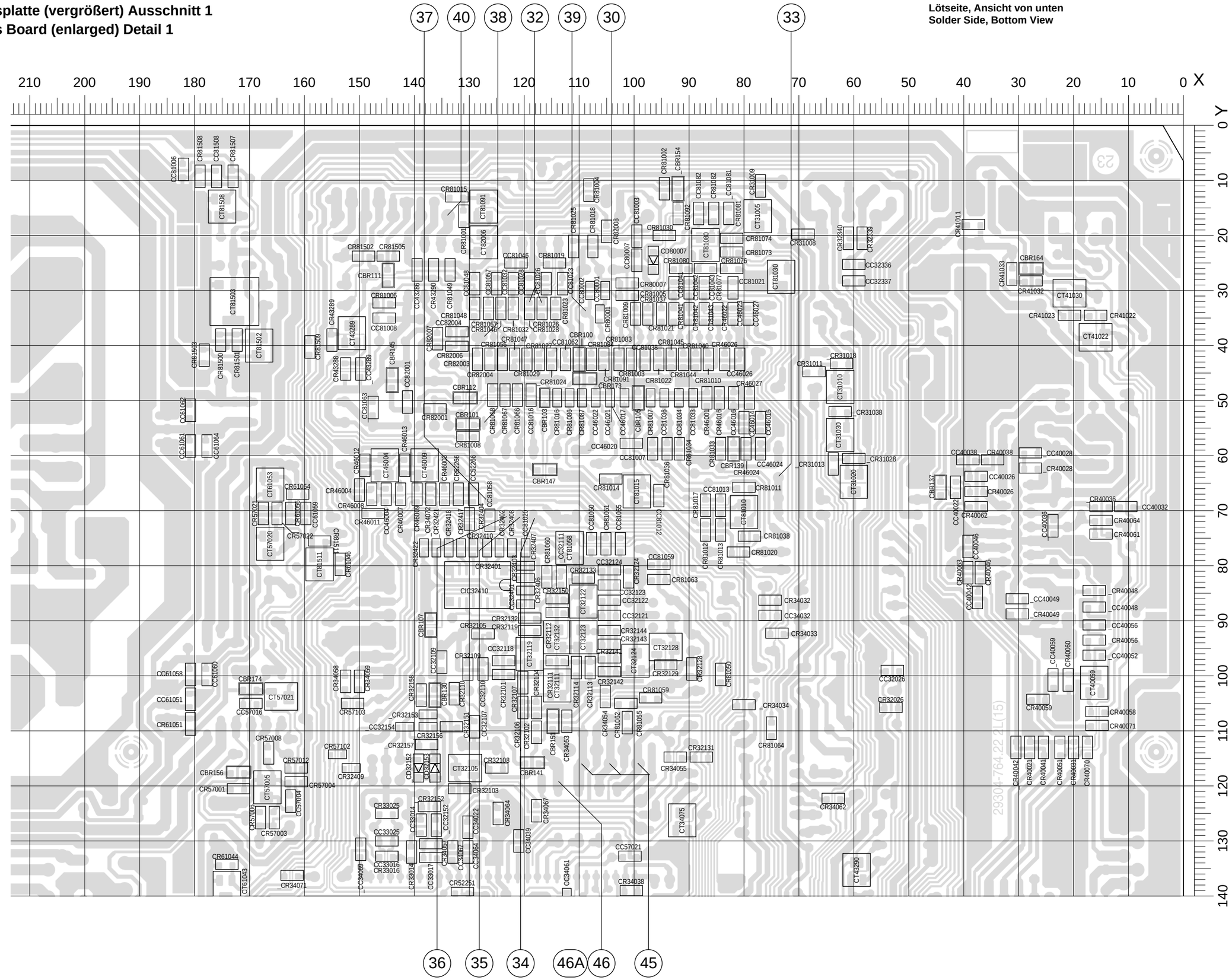

CUC 2030 N / 2058 N / 2059 N / 2080 N
Platinenabbildungen und Schaltpläne / Layout of PCBs and Circuit Diagrams

Chassisplatte (vergrößert) Ausschnitt 2
Chassis Board (enlarged) Detail 2

Lötseite, Ansicht von unten
Solder Side, Bottom View

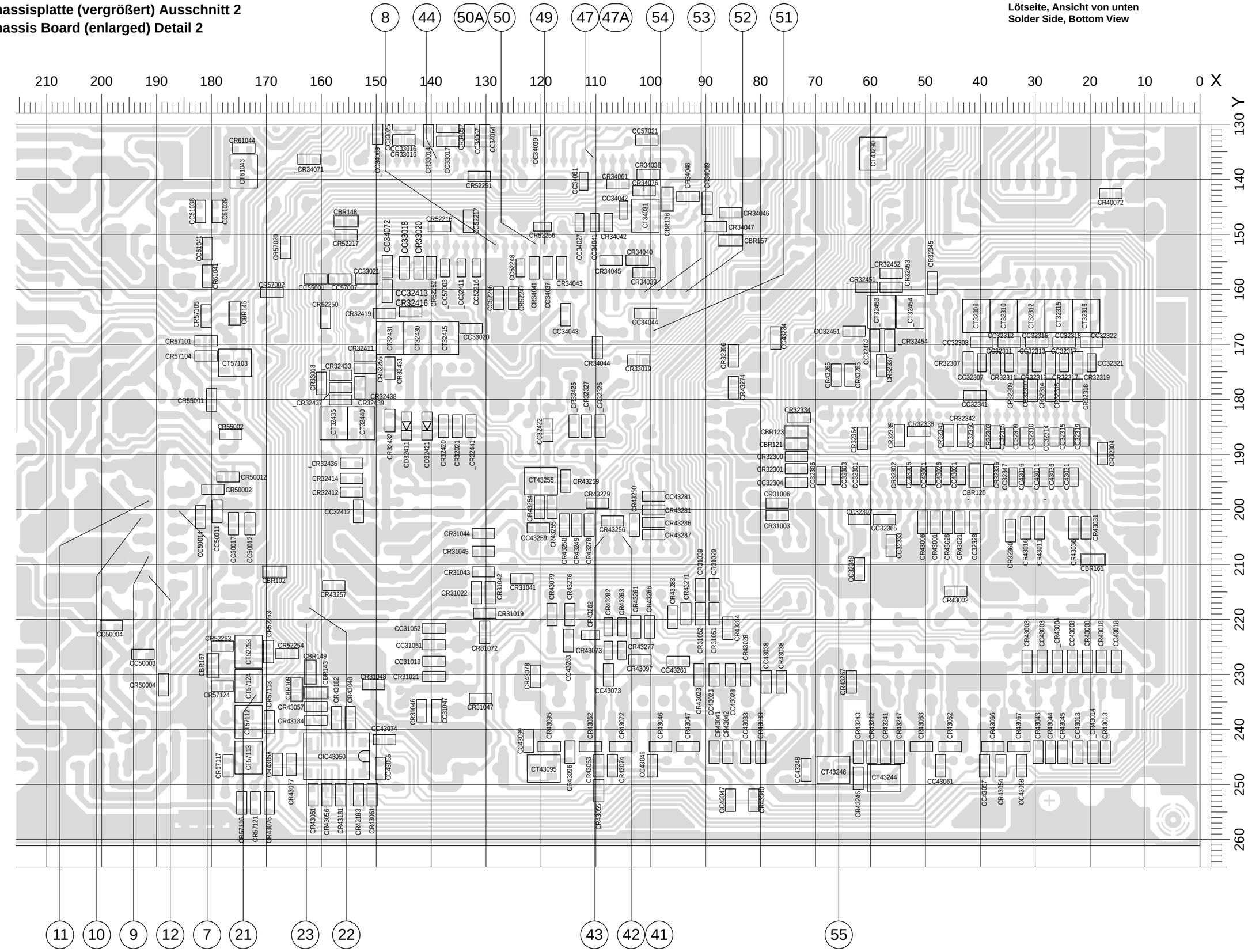

Platinenabbildungen und Schaltpläne / Layout of PCBs and Circuit Diagrams
CUC 2030 N / 2058 N / 2059 N / 2080 N

Oszillogramme Chassis / Oscillograms Chassis

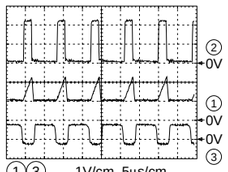

1 3 1V/cm, 5µs/cm
2 5V/cm, 5µs/cm

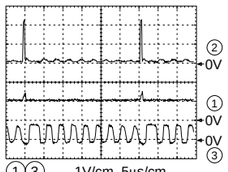

1 3 1V/cm, 5µs/cm
2 5V/cm, 5µs/cm
Standby

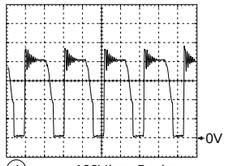

4 100V/cm, 5µs/cm

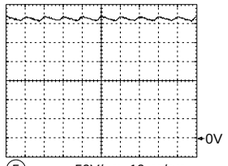

5 50V/cm, 10ms/cm

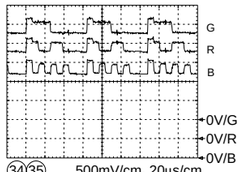

34 35 36 500mV/cm, 20µs/cm
ohne / without OSD

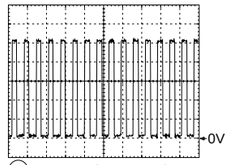

37 1V/cm, 100µs/cm



38 2V/cm, 100µs/cm

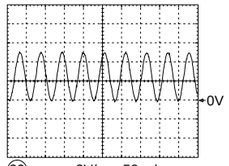

39 2V/cm, 50ns/cm

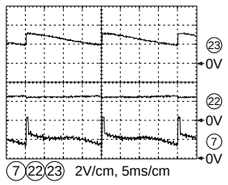

7 22 23 2V/cm, 5ms/cm

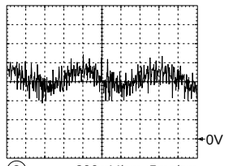

8 200mV/cm, 5ms/cm

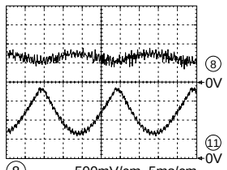

8 500mV/cm, 5ms/cm
11 5V/cm, 5ms/cm

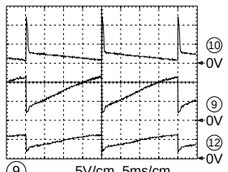

9 5V/cm, 5ms/cm
10 20V/cm, 5ms/cm
12 10V/cm, 5ms/cm

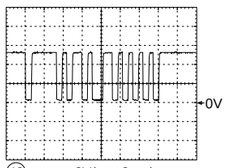

40 2V/cm, 2ms/cm

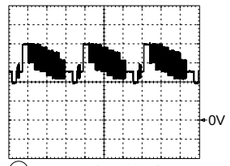

41 1V/cm, 20µs/cm

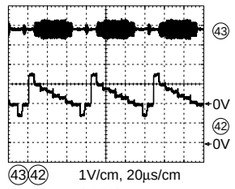

43 42 1V/cm, 20µs/cm
S-VHS

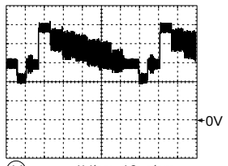

44 1V/cm, 10µs/cm

13 10V/cm, 20µs/cm
49 1V/cm, 20µs/cm

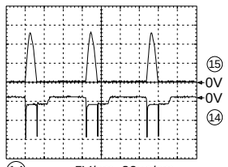

14 5V/cm, 20µs/cm
15 500V/cm, 20µs/cm

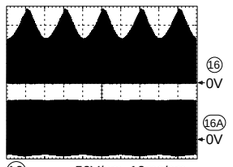

16 50V/cm, 10ms/cm
16A 100V/cm, 10ms/cm
Bild / Picture

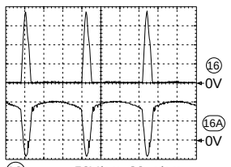

16 50V/cm, 20µs/cm
16A 100V/cm, 20µs/cm
Zeile / Line

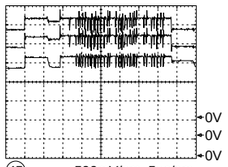

45 500mV/cm, 5µs/cm
mit / with OSD

45 500mV/cm, 20µs/cm
ohne / without OSD

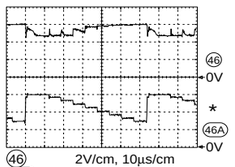

46 2V/cm, 10µs/cm
46A 50V/cm, 10µs/cm
* Trigger Cathode Pin 11

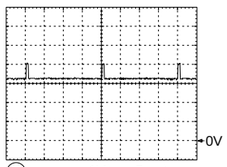

47 1V/cm, 5ms/cm
30% Weißbild / White raster

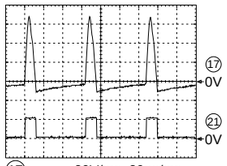

17 20V/cm, 20µs/cm
21 5V/cm, 20µs/cm

18 20 100V/cm, 20µs/cm
19 50V/cm, 20µs/cm

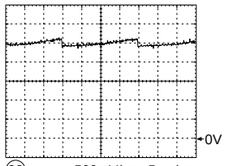

22 500mV/cm, 5ms/cm

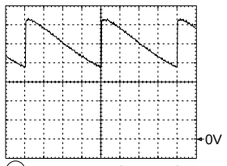

23 500mV/cm, 5ms/cm

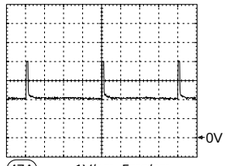

47A 1V/cm, 5ms/cm
100% Weißbild / White raster

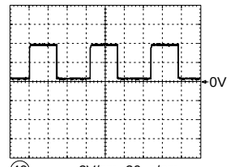

49 2V/cm, 20µs/cm

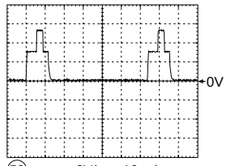

50 2V/cm, 10µs/cm
Zeile / Line

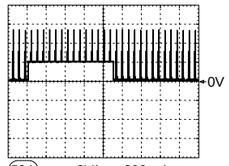

50A 2V/cm, 200µs/cm
Bild / Picture

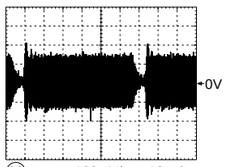

30 100mV/cm, 10µs/cm

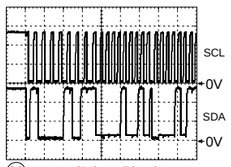

32 2V/cm, 50µs/cm

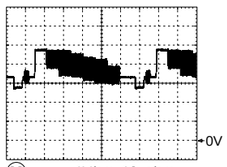

33 1V/cm, 10µs/cm

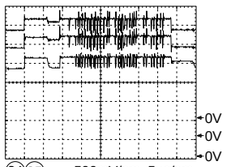

34 35 36 500mV/cm, 5µs/cm
mit / with OSD

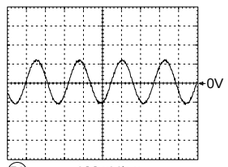

51 100mV/cm
4,43 / 3,58MHz

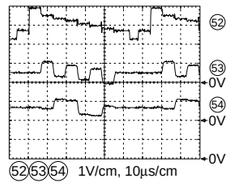

52 53 54 1V/cm, 10µs/cm

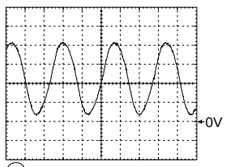

55 1V/cm, 20ns/cm

CUC 2030 N / 2058 N / 2059 N / 2080 N
Platinenabbildungen und Schaltpläne / Layout of PCBs and Circuit Diagrams

Netz-Chassis / Mains Chassis

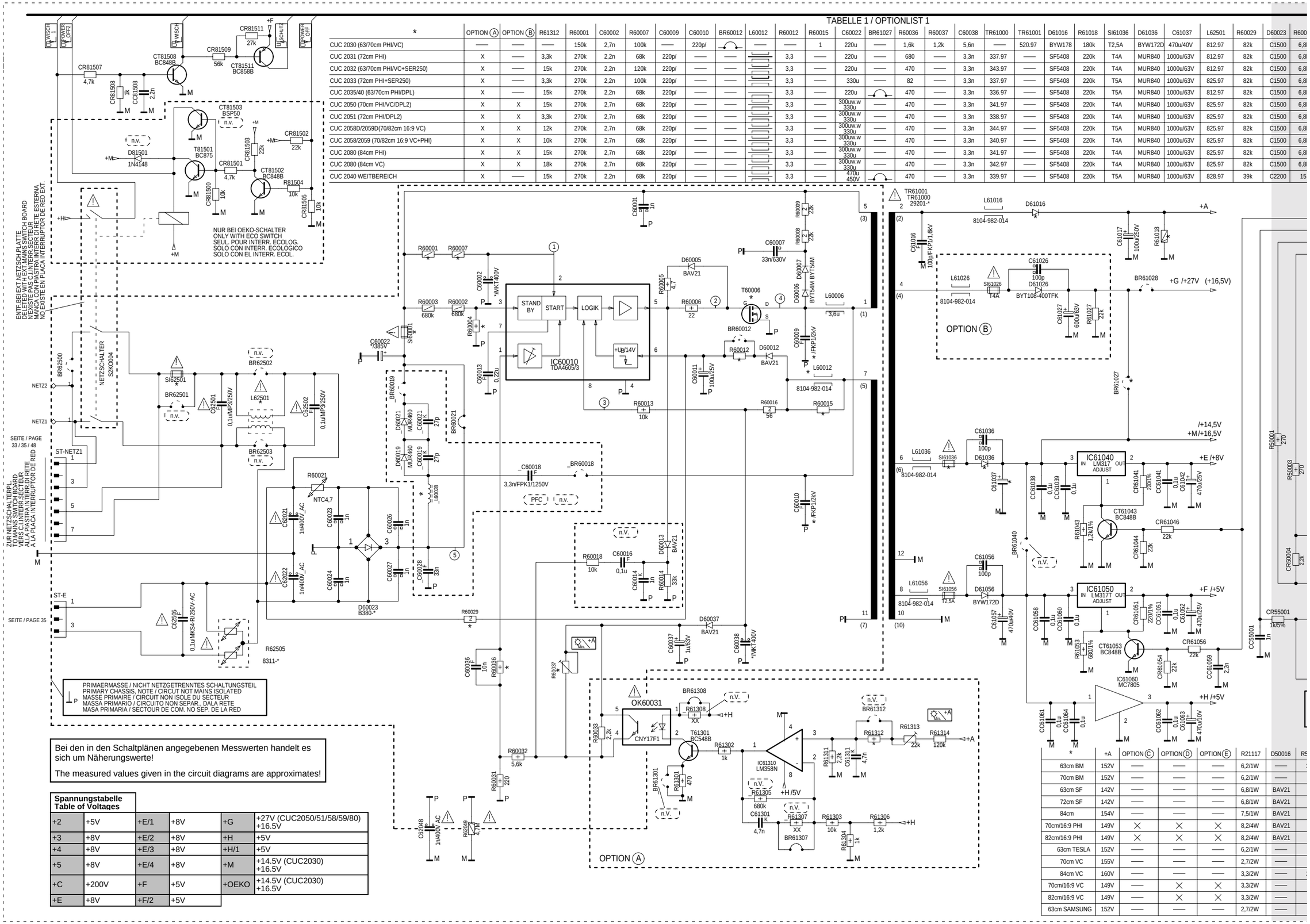

Bei den in den Schaltplänen angegebenen Messwerten handelt es sich um Näherungswerte!

The measured values given in the circuit diagrams are approximates!

Spannungstabelle
Table of Voltages

+2	+5V	+E/1	+8V	+G	+27V (CUC2050/51/58/59/80) +16.5V
+3	+8V	+E/2	+8V	+H	+5V
+4	+8V	+E/3	+8V	+H/1	+5V
+5	+8V	+E/4	+8V	+M	+14.5V (CUC2030) +16.5V
+C	+200V	+F	+5V	+OEKO	+14.5V (CUC2030) +16.5V
+E	+8V	+F/2	+5V		

TABELLE 1 / OPTIONLIST 1

*	OPTION Ⓐ	OPTION Ⓑ	R61312	R60001	C60002	R60007	C60009	C60010	BR60012	L60012	R60012	R60015	C60022	BR61027	R60036	R60037	C60038	TR61000	TR61001	D61016	R61018	SI61036	D61036	C61037	L62501	R60029	D60023	R600
CUC 2030 (63/70cm PHI/VC)	—	—	—	150k	2,7n	100k	—	220p/		—	—	1	220u	—	1,6k	1,2k	5,6n	—	520.97	BYW178	180k	T2,5A	BYW172D	470u/40V	812.97	82k	C1500	6,8
CUC 2031 (72cm PHI)	X	—	3,3k	270k	2,2n	68k	220p/	—	—		3,3	—	220u	—	680	—	3,3n	337.97	—	SF5408	220k	T4A	MUR840	1000u/63V	812.97	82k	C1500	6,8
CUC 2032 (63/70cm PHI/VC+SER250)	X	—	15k	270k	2,2n	120k	220p/	—	—		3,3	—	220u	—	470	—	3,3n	343.97	—	SF5408	220k	T4A	MUR840	1000u/63V	812.97	82k	C1500	6,8
CUC 2033 (72cm PHI+SER250)	X	—	3,3k	270k	2,2n	100k	220p/	—	—		3,3	—	330u	—	82	—	3,3n	337.97	—	SF5408	220k	T5A	MUR840	1000u/63V	825.97	82k	C1500	6,8
CUC 2035/40 (63/70cm PHI/DPL)	X	—	15k	270k	2,2n	68k	220p/	—	—		3,3	—	220u		470	—	3,3n	336.97	—	SF5408	220k	T5A	MUR840	1000u/63V	812.97	82k	C1500	6,8
CUC 2050 (70cm PHI/VC/DPL2)	X	X	15k	270k	2,7n	68k	220p/	—	—		3,3	—	300uw.w 330u	—	470	—	3,3n	341.97	—	SF5408	220k	T4A	MUR840	1000u/63V	825.97	82k	C1500	6,8
CUC 2051 (72cm PHI/DPL2)	X	X	3,3k	270k	2,7n	68k	220p/	—	—		3,3	—	300uw.w 330u	—	470	—	3,3n	338.97	—	SF5408	220k	T4A	MUR840	1000u/63V	825.97	82k	C1500	6,8
CUC 2058D/2059D(70/82cm 16:9 VC)	X	X	12k	270k	2,7n	68k	220p/	—	—		3,3	—	300uw.w 330u	—	470	—	3,3n	344.97	—	SF5408	220k	T5A	MUR840	1000u/63V	825.97	82k	C1500	6,8
CUC 2058/2059 (70/82cm 16:9 VC+PHI)	X	X	10k	270k	2,7n	68k	220p/	—	—		3,3	—	300uw.w 330u	—	470	—	3,3n	340.97	—	SF5408	220k	T4A	MUR840	1000u/63V	825.97	82k	C1500	6,8
CUC 2080 (84cm PHI)	X	X	15k	270k	2,7n	68k	220p/	—	—		3,3	—	300uw.w 330u	—	470	—	3,3n	341.97	—	SF5408	220k	T4A	MUR840	1000u/63V	825.97	82k	C1500	6,8
CUC 2080 (84cm VC)	X	X	18k	270k	2,7n	68k	220p/	—	—		3,3	—	300uw.w 330u	—	470	—	3,3n	342.97	—	SF5408	220k	T4A	MUR840	1000u/63V	825.97	82k	C1500	6,8
CUC 2040 WEITBEREICH	X	—	15k	270k	2,2n	68k	220p/	—	—		3,3	—	470u 450V		470	—	3,3n	339.97	—	SF5408	220k	T5A	MUR840	1000u/63V	828.97	39k	C2200	15

*	+A	OPTION Ⓒ	OPTION Ⓓ	OPTION Ⓔ	R21117	D50016	R5
63cm BM	152V	—	—	—	6,2/1W	—	
70cm BM	152V	—	—	—	6,2/1W	—	
63cm SF	142V	—	—	—	6,8/1W	BAV21	
72cm SF	142V	—	—	—	6,8/1W	BAV21	
84cm	154V	—	—	—	7,5/1W	BAV21	
70cm/16:9 PHI	149V	X	X	X	8,2/4W	BAV21	
82cm/16:9 PHI	149V	X	X	X	8,2/4W	BAV21	
63cm TESLA	152V	—	—	—	6,2/1W	—	
70cm VC	155V	—	—	—	2,7/2W	—	
84cm VC	160V	—	—	—	3,3/2W	—	
70cm/16:9 VC	149V	—	X	X	3,3/2W	—	
82cm/16:9 VC	149V	—	X	X	3,3/2W	—	
63cm SAMSUNG	152V	—	—	—	2,7/2W	—	

CUC 2030 N / 2058 N / 2059 N / 2080 N Platinenabbildungen und Schaltpläne / Layout of PCBs and Circuit Diagrams

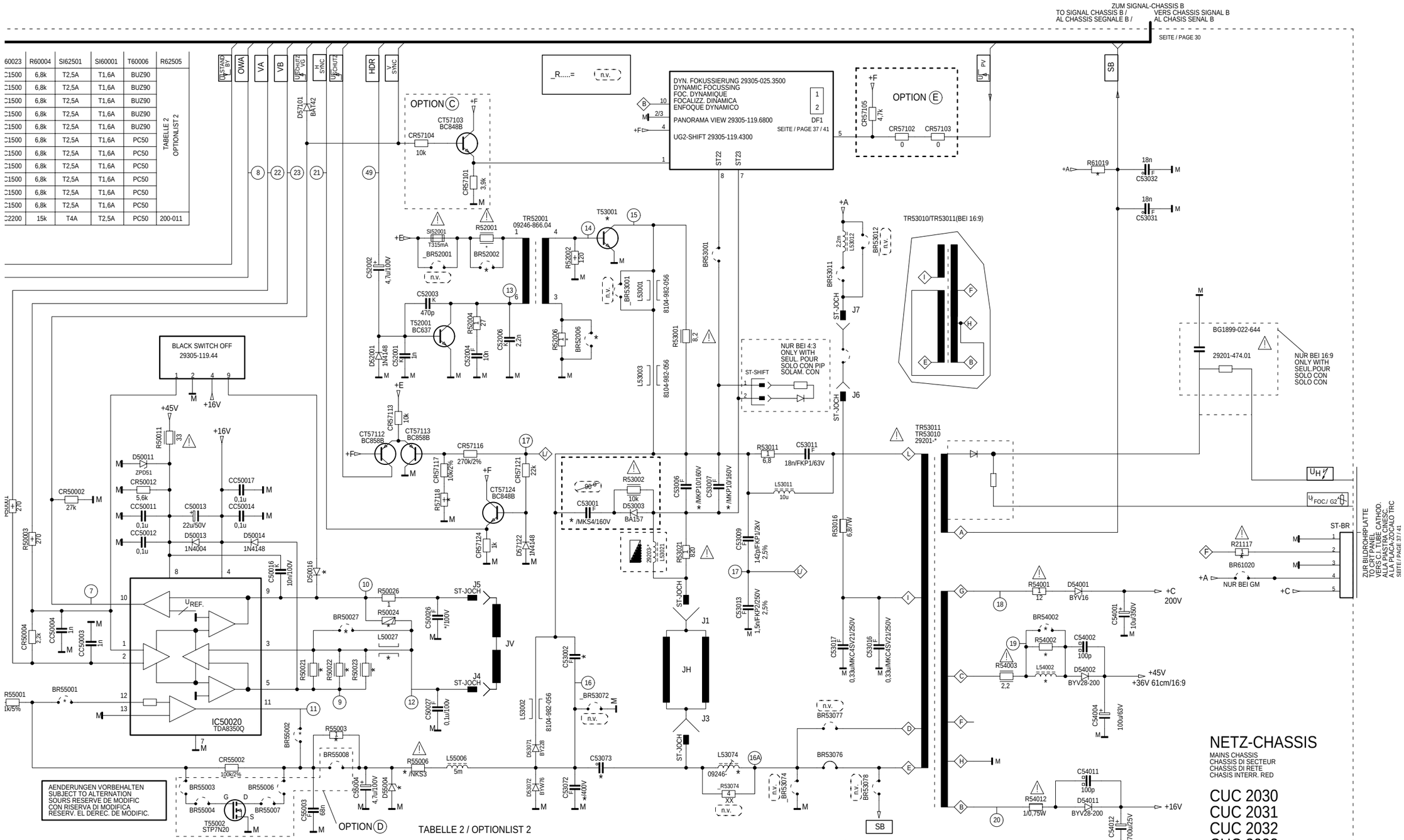

60023	R60004	SI62501	SI60001	T60006	R62505
C1500	6,8k	T2,5A	T1,6A	BUZ90	TABELLE 2 OPTIONLIST 2
C1500	6,8k	T2,5A	T1,6A	BUZ90	
C1500	6,8k	T2,5A	T1,6A	BUZ90	
C1500	6,8k	T2,5A	T1,6A	BUZ90	
C1500	6,8k	T2,5A	T1,6A	BUZ90	
C1500	6,8k	T2,5A	T1,6A	PC50	
C1500	6,8k	T2,5A	T1,6A	PC50	
C1500	6,8k	T2,5A	T1,6A	PC50	
C1500	6,8k	T2,5A	T1,6A	PC50	
C1500	6,8k	T2,5A	T1,6A	PC50	
C1500	6,8k	T2,5A	T1,6A	PC50	
C2200	15k	T4A	T2,5A	PC50	200-011

D50016	R50021	R50022	R50023	R50024	C50026	BR50027	L50027	R52001	BR52006 BR52002	R52006	C53001	C53002	T53001	C53006	C53007	TR53010	L53021	C53072	C53073	L53074	BR54002	L54002	R54002	BR55002 BR55001	R55003	D55004	R55006	R57118	R61019	R62505
—	2,2	1,8	1,8	120	0,1u		—	2,2	—	0,22	0,68u/	9n/FKP1	BU508AF	0,21u	0,26u	-029.52	110.95	24n	u36/MKP10	846.51	—	22u	470		5,6	ZY33	5,6/NKS3	3k/2%	680k	200-010
—	1,6	1,8	1,8	120	0,1u		—	2,2	—	0,22	0,68u/	9n/FKP1	BU508AF	0,21u	0,33u	-029.52	110.95	24n	u36/MKP10	846.51	—	22u	470		5,6	ZY33	5,6/NKS3	3k/2%	390k	200-010
BAV21	1,3	1,3	1,3	100	0,1u		—	2,2	—	0,22	0,68u/	14n/FKP1	S2000N	0,21u	0,33u	-029.59	124.95	20n	u68/MKP10	846.21	—	18u	470		5,6	ZY33	5,6/NKS3	3,9k/2%	330k	200-010
BAV21	1,3	1,3	1,3	100	0,22u	—		—		—	0,68u/	14n/FKP1	S2000N	0,21u	0,33u	-029.59	124.95	20n	1,2u/MKP10	846.57	—	18u	470		5,6	ZY33	5,6/NKS3	3,9k/2%	330k	200-010
BAV21	1,8	1,8	1,6	100	0,1u	—		2,2	—	0,22	0,68u/	11,5n/FKP1	S2000N	0,21u	0,33u	-029.60	110.95	20n	u68/MKP10	846.56	—	18u	470		5,6	ZY33	5,6/NKS3	2,7k/2%	330k	200-010
BAV21	1,5	1,5	—	100	0,1u		—	—		—	1,2u/	13,5n/FKP1	S2000N	0,2u	0,2u	-029.63	110.95	16n	1,2u/MKP4	846.56		—	—	—	—	—	4,7/NKS3	3,3k/2%	330k	200-010
BAV21	1,5	1,5	—	100	0,1u	—	—	—		—	1,2u/	13,5n/FKP1	S2000N	0,2u	0,22u	-029.65	110.95	16n	1,2u/MKP4	846.56		—	—	—	—	—	4,7/NKS3	3,3k/2%	330k	200-010
—	1,8	1,8	1,6	150	0,1u		—	2,2	—	0,22	0,68u/	9n/1,5kV	BU508AF	0,21u	0,26u	-029.52	118.95	24n	u36/MKP10	846.51	—	5,6u	470		5,6	ZY33	5,6/NKS3	3k/2%	330k	200-012
—	1,8	1,8	2,2	220	0,1u		—	2,2	—	0,22	0,68u/	9,5n/1,6kV	BU508AF	0,21u	0,33u	-029.52	110.95	24n	u36/MKP10	846.51	—	18u	470		5,6	ZY33	5,6/NKS3	3k/2%	390k	200-012
—	2,2	2,2	2,7	150	0,1u	—		—		—	0,68u/	11,5n/FKP1	S2000N	0,21u	0,33u	-029.66	110.95	24n	u68/MKP10	846.56	—	33u	470		5,6	ZY33	5,6/NKS3	2,2k/2%	330k	200-012
—	1,5	1,8	—	220	0,1u		—	—		—	1,2u/	15,5n/FKP1	S2000N	0,26u	0,26u	-029.63	110.95	16n	1,2u/MKP4	846.56		—	—	—	—	—	4,7/NKS3	3,3k/2%	330k	200-012
—	1,5	1,8	—	220	0,1u		—	—		—	1,2u/	15,5n/FKP1	S2000N	0,26u	0,26u	-029.63	110.95	16n	1,2u/MKP4	846.56		—	—	—	—	—	4,7/NKS3	3,3k/2%	330k	200-012
—	1,8	1,8	2,2	120	0,1u		—	2,2	—	0,22	0,68u/	9,5n/1,6kV	BU508AF	0,21u	0,33u	-029.52	110.95	24n	u36/MKP10	846.51	—	22u	470		5,6	ZY33	5,6/NKS3	3k/2%	470k	200-012

Platinenabbildungen und Schaltpläne / Layout of PCBs and Circuit Diagrams CUC 2030 N / 2058 N / 2059 N / 2080 N

Signal-Chassis A / Signal Chassis A

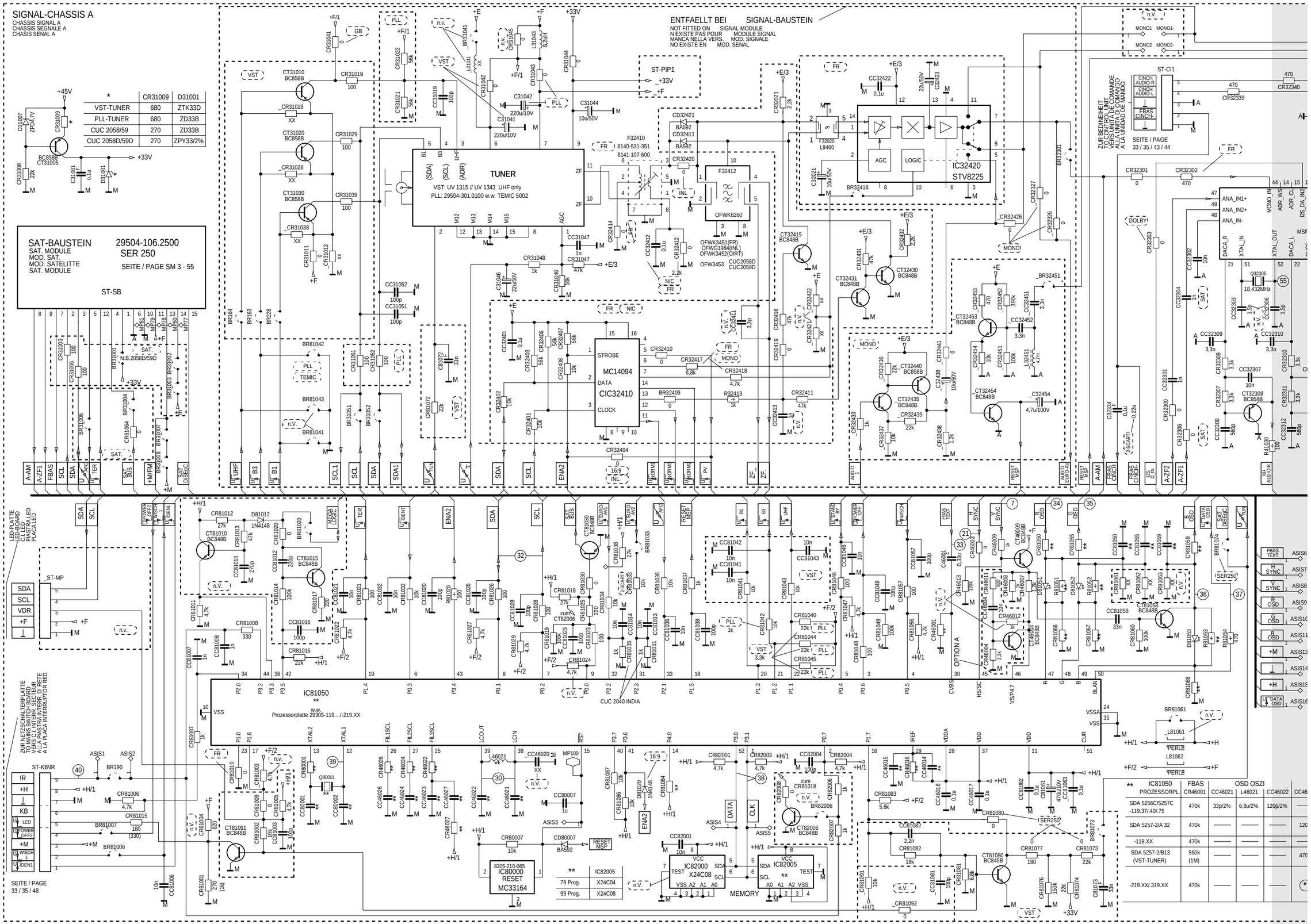

*	CR31009	D31001
VST-TUNER	680	ZTK33D
PLL-TUNER	680	ZD33B
CUC 2058/59	270	ZD33B
CUC 2058D/59D	270	ZPY33/2%

**	IC82005
79 Prog.	X24C04
99 Prog.	X24C08

** IC81050 PROZESSORPL.	FBAS CR46001	OSD OSZI CC46021	L46021	CC46022	CC46
SDA 5256C/5257C -119.37/.40/.75	470k	33p/2%	6,8u/2%	120p/2%	—
SDA 5257-2/A 32	470k	—	—	—	120
-119.XX	470k	—	—	—	—
SDA 5257-2/B13 (VST-TUNER)	560k (1M)	—	—	—	470
-219.XX/.319.XX	470k	—	—	—	*

CUC 2030 N / 2058 N / 2059 N / 2080 N Platinenabbildungen und Schaltpläne / Layout of PCBs and Circuit Diagrams

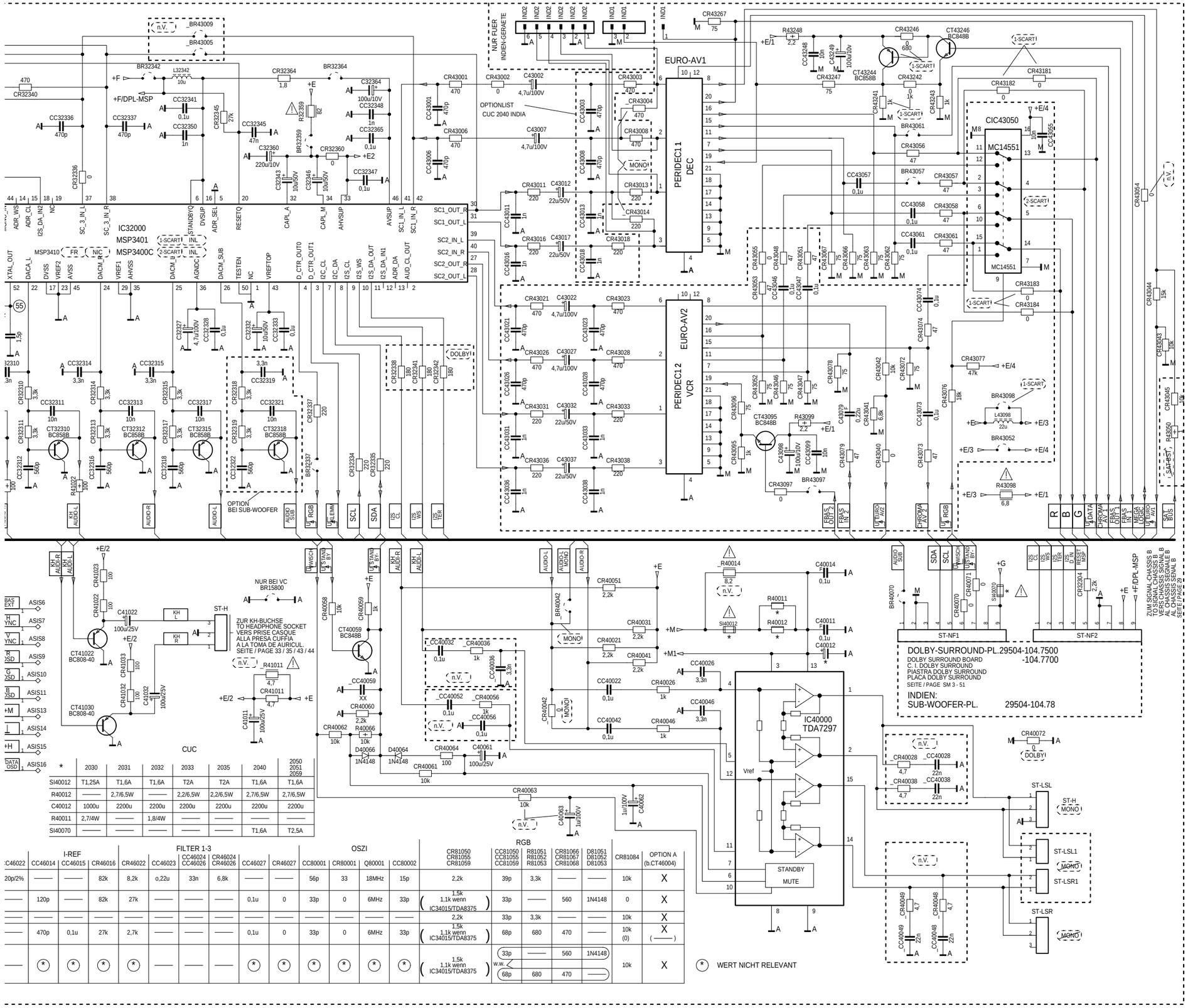

Spannungstabelle Table of Voltages	
+2	+5V
+3	+8V
+4	+8V
+5	+8V
+C	+200V
+E	+8V
+E/1	+8V
+E/2	+8V
+E/3	+8V
+E/4	+8V
+F	+5V
+F/2	+5V
+G	+27V (CUC2050/51/58/59/80) +16.5V
+H	+5V
+H/1	+5V
+M	+14.5V (CUC2030) +16.5V
+OEKO	+14.5V (CUC2030) +16.5V

Bei den in den Schaltplänen angegebenen Messwerten handelt es sich um Näherungswerte!

The measured values given in the circuit diagrams are approximates!

*	2030	2031	2032	2033	2035	2040	2050 2051 2059
SI40012	T1,25A	T1,6A	T1,6A	T2A	T2A	T1,6A	T1,6A
R40012	——	2,7/6,5W	——	2,2/6,5W	2,2/6,5W	2,7/6,5W	2,7/6,5W
C40012	1000u	2200u	2200u	2200u	2200u	2200u	2200u
R40011	2,7/4W	——	1,8/4W	——	——	——	——
SI40070	——	——	——	——	——	T1,6A	T2,5A

	I-REF				FILTER 1-3						OSZI				RGB							
C46022	CC46014	CC46015	CR46016	CR46022	CC46023	CC46024 CC46026	CR46024 CR46026	CC46027	CR46027	CC80001	CR80001	Q80001	CC80002	CR81050 CR81055 CR81059	CC81050 CC81055 CC81059	R81051 R81052 R81053	CR81066 CR81067 CR81068	D81051 D81052 D81053	CR81084	OPTION A (b.CT46004)
20p/2%	——	——	82k	8,2k	o,22u	33n	6,8k	——	——	56p	33	18MHz	15p	2,2k	39p	3,3k	——	——	10k	X
——	120p	——	82k	27k	——	——	——	0,1u	0	33p	0	6MHz	33p	1,5k 1,1k wenn IC34015/TDA8375	33p	——	560	1N4148	0	X
——	——	——	——	——	——	——	——	——	——	——	——	——	——	2,2k	33p	3,3k	——	——	10k	X
——	470p	0,1u	27k	2,7k	——	——	——	0,1u	0	33p	0	6MHz	33p	1,5k 1,1k wenn IC34015/TDA8375	68p	680	470	——	10k (0)	X (——)
——	(*)	(*)	(*)	(*)	——	——	——	(*)	(*)	(*)	(*)	(*)	(*)	1,5k 1,1k wenn IC34015/TDA8375	33p w.w. 68p	—— 680	560 470	1N4148 ——	10k	X

(*) WERT NICHT RELEVANT

Platinenabbildungen und Schaltpläne / Layout of PCBs and Circuit Diagrams CUC 2030 N / 2058 N / 2059 N / 2080 N

Signal-Chassis B / Signal Chassis B

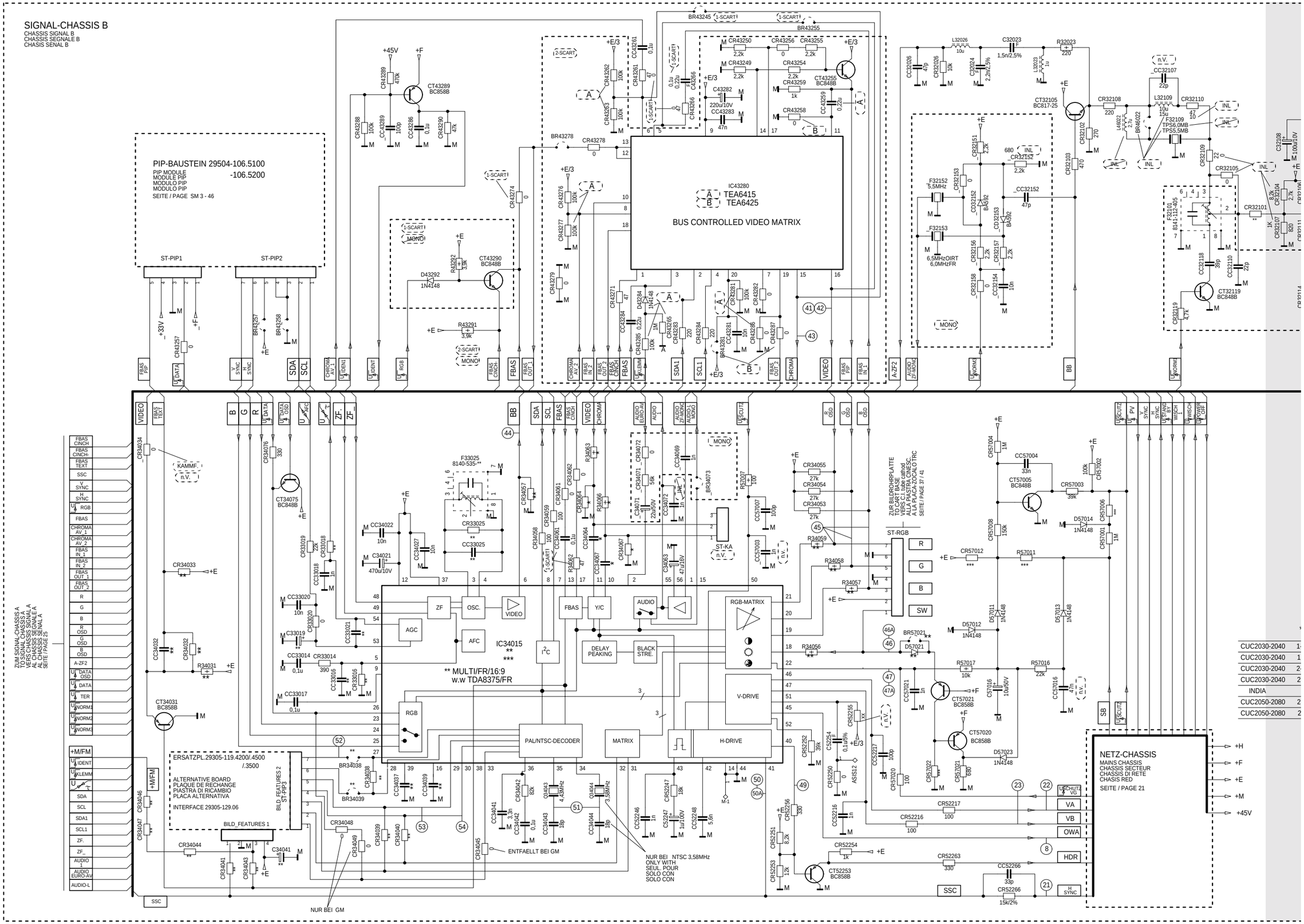

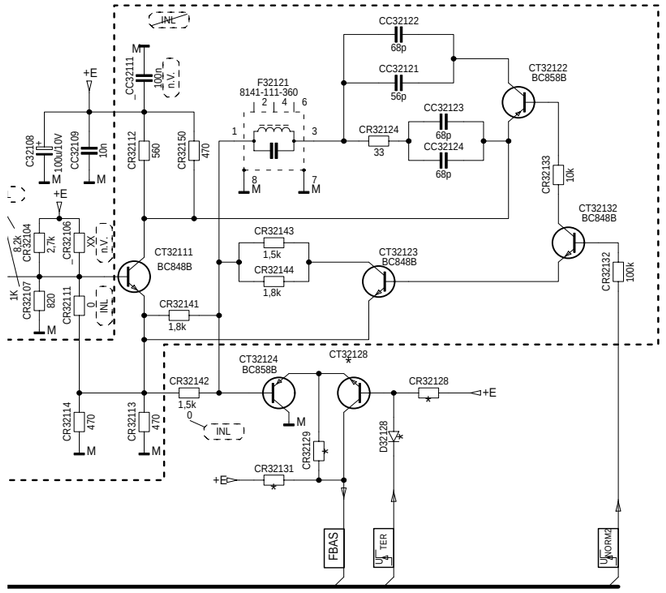

_R.....= (n.v.)

** CUC	2030-2040 INL/NIC	2030-2040 INL/NIC	2030-2040 FR	2050 - 2080 INL/NIC	2050 - 2080 FR	2030-2040 INL/NIC	2030-2040 FR
IC34015	TDA8843N1	TDA 8375	TDA 8375	TDA8843N2	TDA8844N2	TDA8843N2	TDA8844N2
Ersatz-Featurepl.	——	29305-119.45	29305-119.42	29305-119.35	29305-119.35	——	——
CR32101	820/560	820/560	560	680/470	470	680/470	470
CC33021	——	——	2,2u	——	1u	——	1u
CR33016	——	——	6,8M	——	——	——	——
CC33016	1n	1n	——	1n	1n	1n	1n
CR33018	6,8k	6,8k	0	6,8k	0	6,8k	0
CR34044/34046/34047	——	——	——	0	0	——	——
BR34038/34039	——	——	——	×	×	——	——
CR34039/34040	0	——	——	——	——	0	0
CR34038	0	0	0	——	——	0	0
CR34041	——	0	0	0	0	——	——
C34041	220u/10V	——	——	——	——	220u/10V	220u/10V
CR34043	——	0	0	——	——	——	——
C33019	4,7u/100V	4,7u/100V	4,7u/100V	2,2u/100V	2,2u/100V	2,2u/100V	2,2u/100V
F33025	-391	-391	-391	——	——	——	——
CR33025	8,2k	8,2k	8,2k	——	——	——	——
CC33025	1,5p	3,9p	3,9p	——	——	——	——
R34057/34058/34059	1,5k	1,2k (1,1k wenn IC8150 29305-219.xx)	1,2k	1,5k	1,5k	1,5k	1,5k
R34031	——	2,2k	2,2k	——	——	——	——
CR34032	390	0	0	390 (3,9k)	390 (3,9k)	390 (3,9k)	390 (3,9k)
CR34033	560	——	——	560 (5,6k)	560 (5,6k)	560 (5,6k)	560 (5,6k)
CC34032	330p	——	——	—— (33p)	—— (33p)	—— (33p)	—— (33p)
CC34037	0,1u	0	0	0,1u	0,1u	0,1u	0,1u
CC34039	0,22u	0,1u	0,1u	0,22u	0,22u	0,22u	0,22u
BR57021	×	——	——	×	×	×	×
D57021	——	BAT42	BAT42	——	——	——	——
R34056	8,2k	470	470	8,2k	8,2k	8,2k	8,2k
CR34057	2,7k	——	——	2,7k	2,7k	2,7k	2,7k

(IC8150=SDA5156/57)
IC8150=SDA5257-2

OPTIONSLIST CUC2040 INDIA	STANDARD DEFAULT	CUC2040 INDIA
CR43003/08	470	0
CR43013/18	220	0
CC43003/08	470p	——
CC43013/18	1n	——
CR81047/56	4,7k	2,7k
CR81035/31	——	1k
SUBWOOFER	——	×
CR81015	180/330	0
CR81004	——	820
CR81001	270/1k	330

*		R34063 R34066	CC34064 CC34067	CR34067 CR34064	CR32131	CR32129	CT32128	D32128	CR32128	VIDEO MATRIX	CC34067	CR34067	CC32304	CR32306	CR81064
0-2040	1-SCART	100	0	—	—	—	BC848B	1N4148	4,7k	—	0	—	—	—	—
0-2040	1-SCART+SAT	100	0	—	—	—	BC848B	1N4148	4,7k	—	0	—	1n	0	0
0-2040	2-SCART	470	0,1u	470	4,7k	0	—	—	—	A	0,1u	470	—	—	—
0-2040	2-SCART+SAT	470	0,1u	470	—	—	BC848B	1N4148	4,7k	A	0,1u	470	1n	0	0
		100	0	—	—	—	BC848B	1N4148	4,7k	—	0,1u	470	—	—	—
0-2080	2-SCART/PIP	470	0,1u	470	4,7k	0	—	—	—	B	0,1u	470	—	—	—
0-2080	2-SCART/PIP+SAT	470	0,1u	470	—	—	BC848B	1N4148	4,7k	B	0,1u	470	1n	0	0

*** \ CUC	STANDARD DEFAULT 63cm BM 70cm BM 63cm TESLA	STANDARD DEFAULT 63cm BM 70cm BM 63cm TESLA	2030 2050 VIDEOCOLOR 70cm VC	2030 VIDEOCOLOR 70cm VC	2031 2051 63cm SF 72cm SF	2031 2051 63cm SF 72cm SF	2058 82cm/16:9 PHI	2058 82cm/16:9 VC	2059 70cm/16:9 PHI	2059 70cm/16:9 VC	2080 84cm PHI	2080 VC 84cm VC
IC344015	TDA8843/44	TDA8375	TDA8843/44	TDA8375	TDA8843/44	TDA8375	TDA8843/44	TDA8843/44	TDA8843/44	TDA8843/44	TDA8843/44	TDA8843/44
CR57006	470k	470k	470k	470k	1M	1M	2,2M	2,2M	2,2M	2,2M	470k	1M
R57011	3,9k	3,9k	3,9k	3,9k	2,7k	2,7k	2,7k	2,7k	3,3k	3,3k	2,7k	2,7k
CR57012	3,9k	3,9k	3,9k	3,9k	2,7k	2,7k	2,7k	2,7k	3,3k	3,3k	2,7k	2,7k
CR57022	1k/2%	1,1k/2%	1k/2%	1,1k/2%	1k/2%	1,1k/2%	1k/2%	1,1k/2%	1k/2%	1,3k/2%	1k/2%	1k/2%

SIGNAL-CHASSIS
CHASSIS SIGNAL
CHASSIS SEGNALE
CHASIS SENAL

CUC 2030
CUC 2031
CUC 2032
CUC 2033
CUC 2035
CUC 2040
CUC 2050
CUC 2051
CUC 2058
CUC 2059
CUC 2058D
CUC 2059D
CUC 2080

AENDERUNGEN VORBEHALTEN
SUBJECT TO ALTERNATE
SOURS RESERVE DE MODIFIC
CON RISERVA DI MODIFICA
RESERV. EL DEREC. DE MODIFIC.

150200
21641-907.0200

Keyboard 29501 083 4400

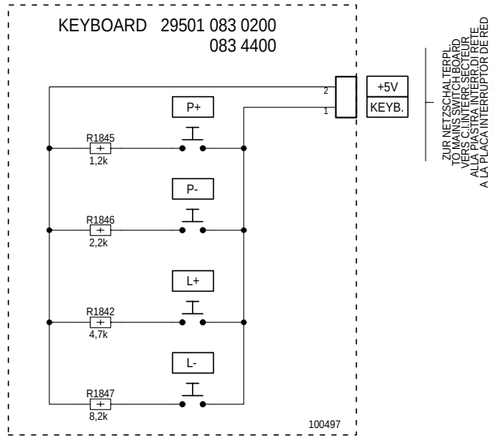

Bestückungsseite, Ansicht von oben / Component Side, Top View

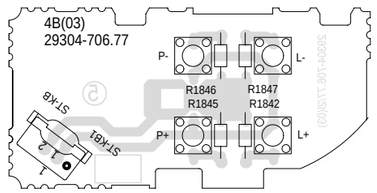

Spannungstabelle Table of Voltages	
+2	+5V
+3	+8V
+4	+8V
+5	+8V
+C	+200V
+E	+8V
+E/1	+8V
+E/2	+8V
+E/3	+8V
+E/4	+8V
+F	+5V
+F/2	+5V
+G	+27V (CUC2050/51/58/59/80) +16.5V
+H	+5V
+H/1	+5V
+M	+14.5V (CUC2030) +16.5V
+OEKO	+14.5V (CUC2030) +16.5V

Bei den in den Schaltplänen angegebenen Messwerten handelt es sich um Näherungswerte!

The measured values given in the circuit diagrams are approximates!

Bedieneinheit / Control Unit 29501 082 7000
Keyboard 29501 083 7000

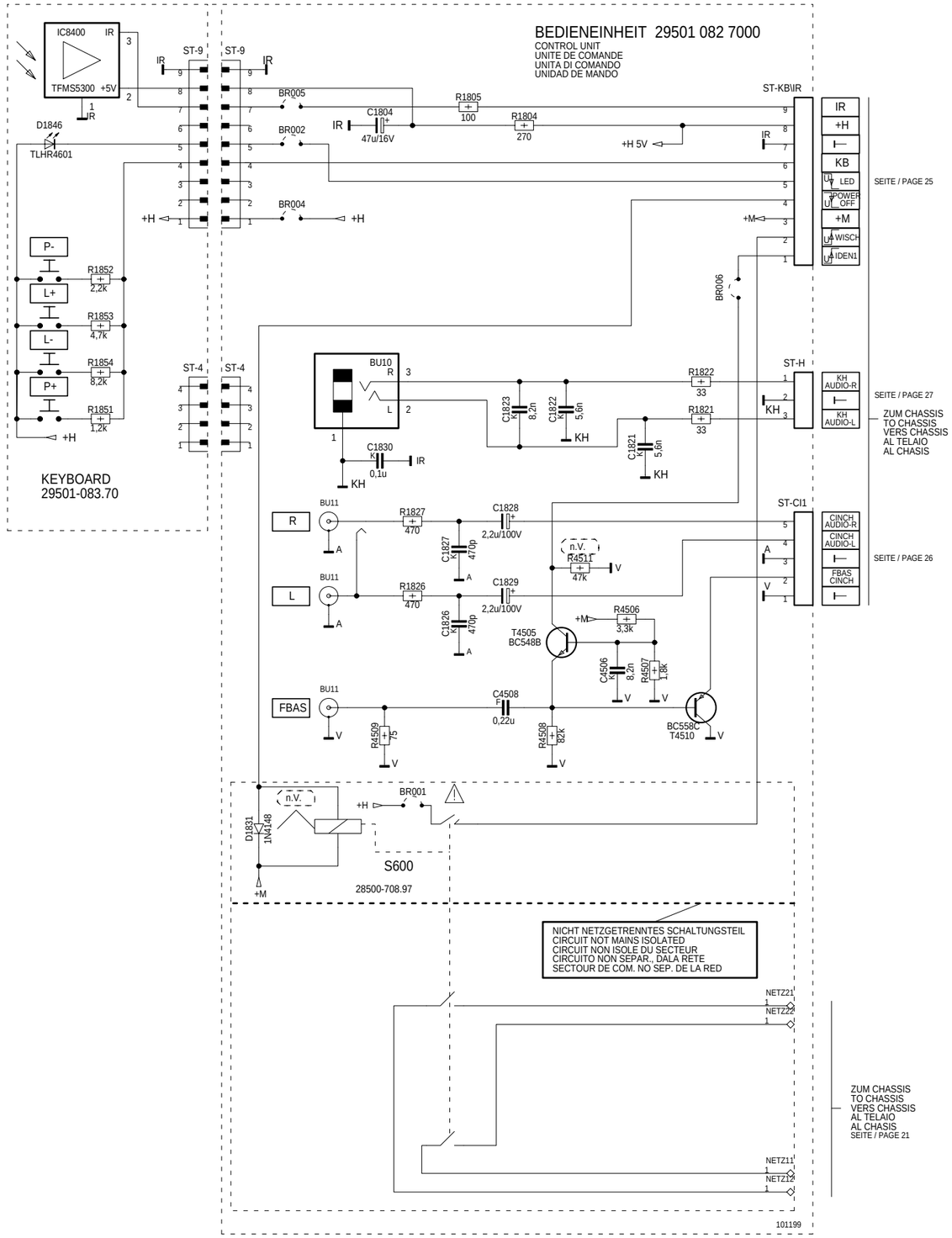

Bestückungsseite, Ansicht von oben / Component Side, Top View

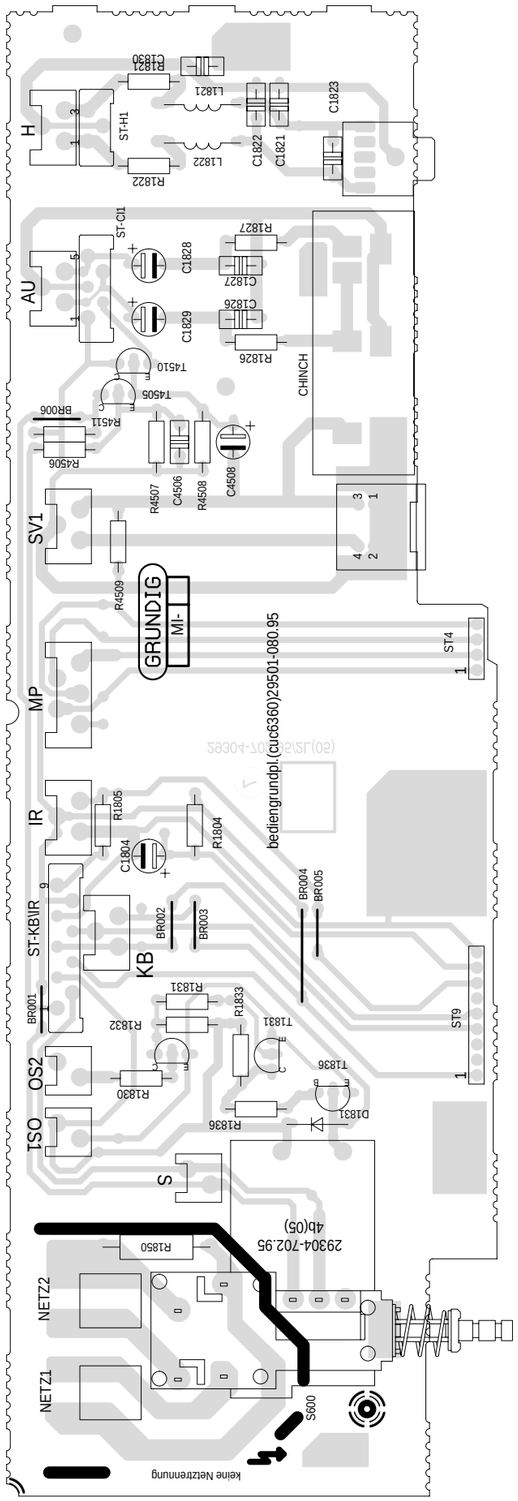

Bedieneinheit / Control Unit 29501 082 5900/8200

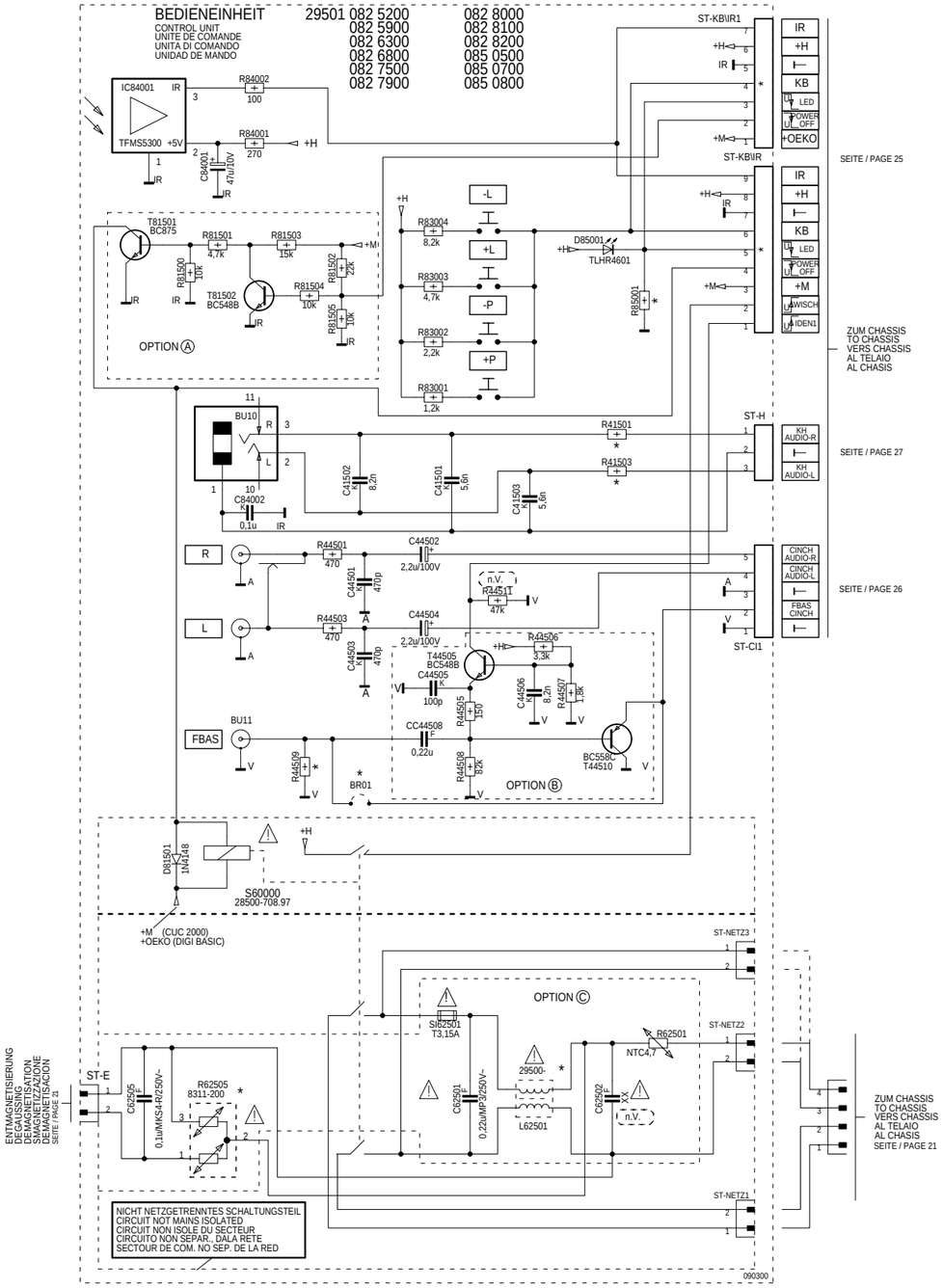

	CHASSIS	OPTION Ⓐ	OPTION Ⓑ ST-NETZ3	OPTION Ⓒ ST-NETZ2	BR01	R41501 R41503	R44509	L62501	R62505	R85001	ST-KB/IR1	ST-KB/IR
-082.5200	BASIC	×	—	×	×	100	75	-812.97	-010	—	×	—
-082.5900	CUC 2000	—	×	—	—	33	75	—	-010	—	—	×
-082.6300	BASIC	×	—	×	×	100	75	-825.97	-010	—	×	—
-082.6800	BASIC ++	×	—	×	×	100	—	-812.97	-010	—	×	—
-082.7500	BASIC ++	×	—	×	×	100	—	-825.97	-010	—	×	—
-082.7900	BASIC ++	×	—	×	×	100	—	-812.97	-010	390	×	—
-082.8000	CUC 2000	—	×	—	—	33	75	—	-010	390	—	×
-082.8100	BASIC	×	—	×	×	100	75	-825.97	-010	—	×	—
-082.8200	CUC 2000	—	×	—	—	33	75	—	-010	390	—	×
-085.0500	CUC 2000	—	×	—	—	33	75	—	-010	—	—	×
-085.0700	BASIC ++	×	—	×	×	100	—	-835.97	-016	—	×	—
-085.0800	CUC 2000	—	×	—	—	33	75	—	-010	—	—	×

Bestückungsseite, Ansicht von oben / Component Side, Top View

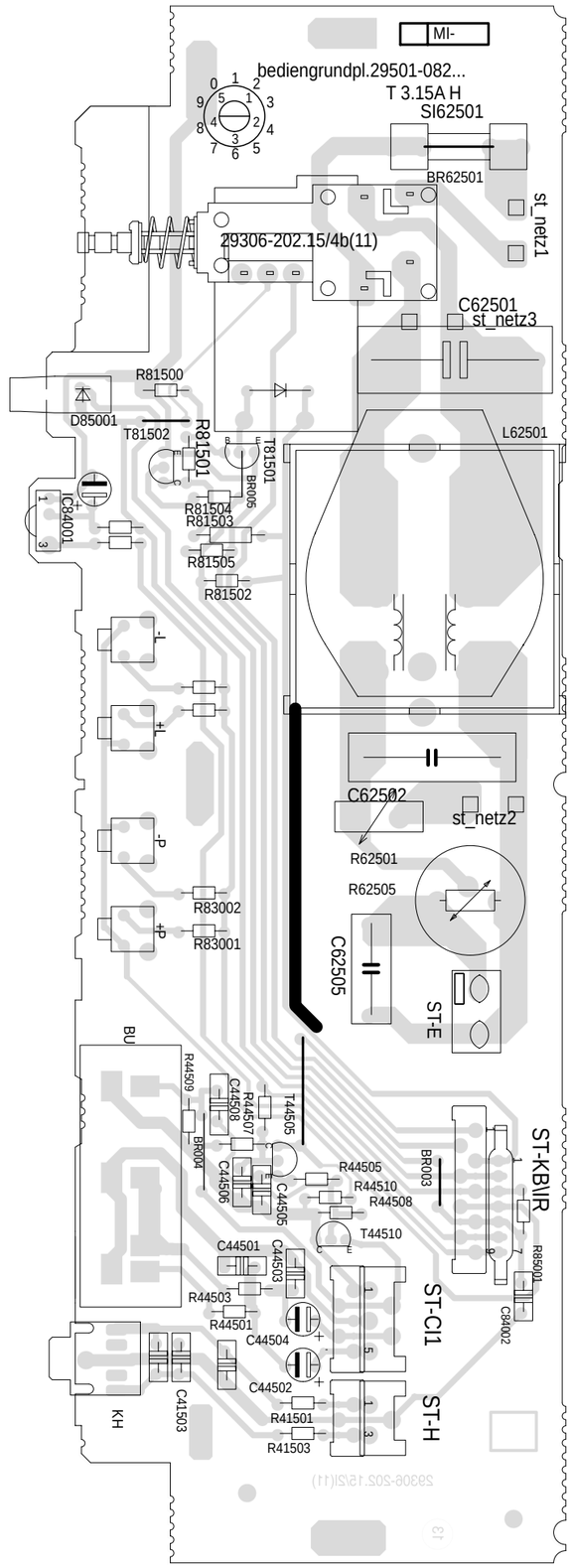

Platinenabbildungen und Schaltpläne / Layout of PCBs and Circuit Diagrams CUC 2030 N / 2058 N / 2059 N / 2080 N

Bildrohrplatte / CRT Panel 29305 122 2300/2500

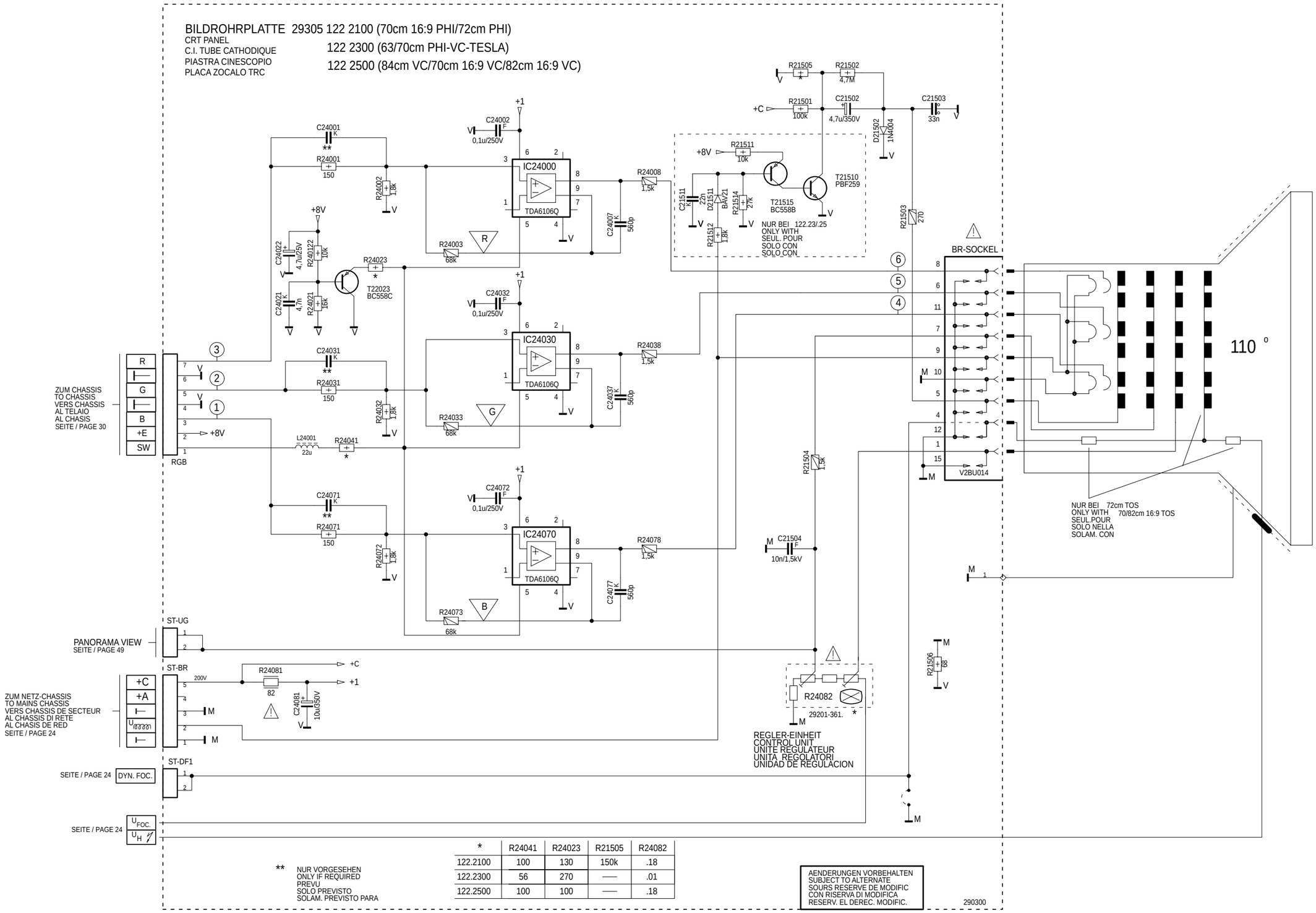

*	R24041	R24023	R21505	R24082
122.2100	100	130	150k	.18
122.2300	56	270	—	.01
122.2500	100	100	—	.18

Lötseite, Ansicht von unten / Solder Side, Bottom View

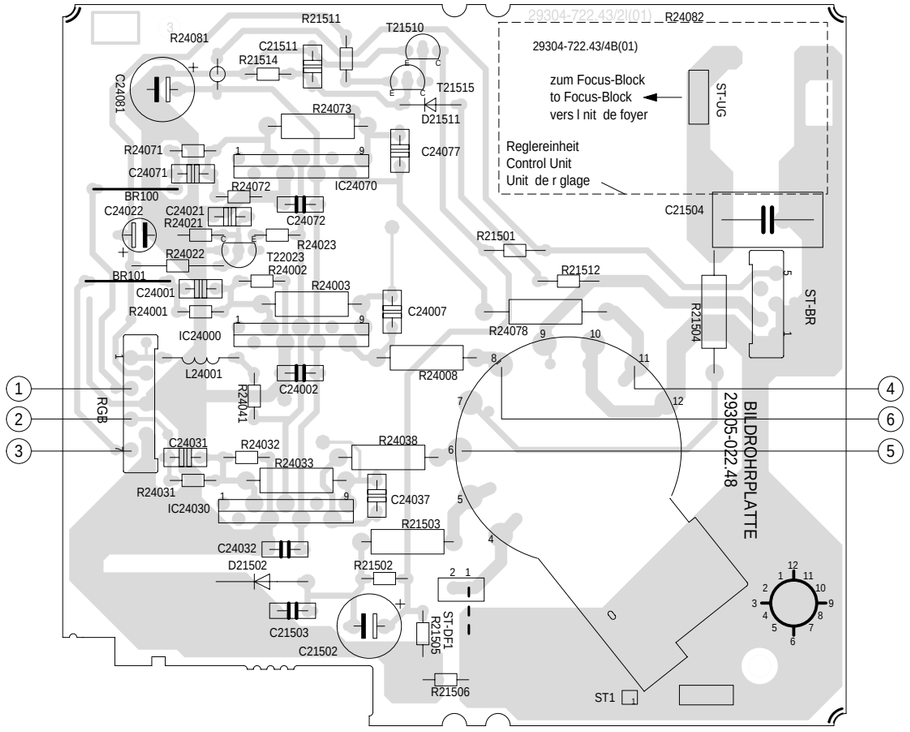



①②③ 500mV/cm, 20µs/cm

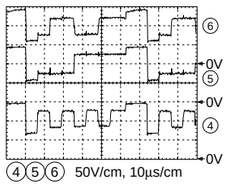

④⑤⑥ 50V/cm, 10µs/cm

Bildrohrplatte / CRT Panel 29305 122 2800

Lötseite, Ansicht von unten / Solder Side, Bottom View

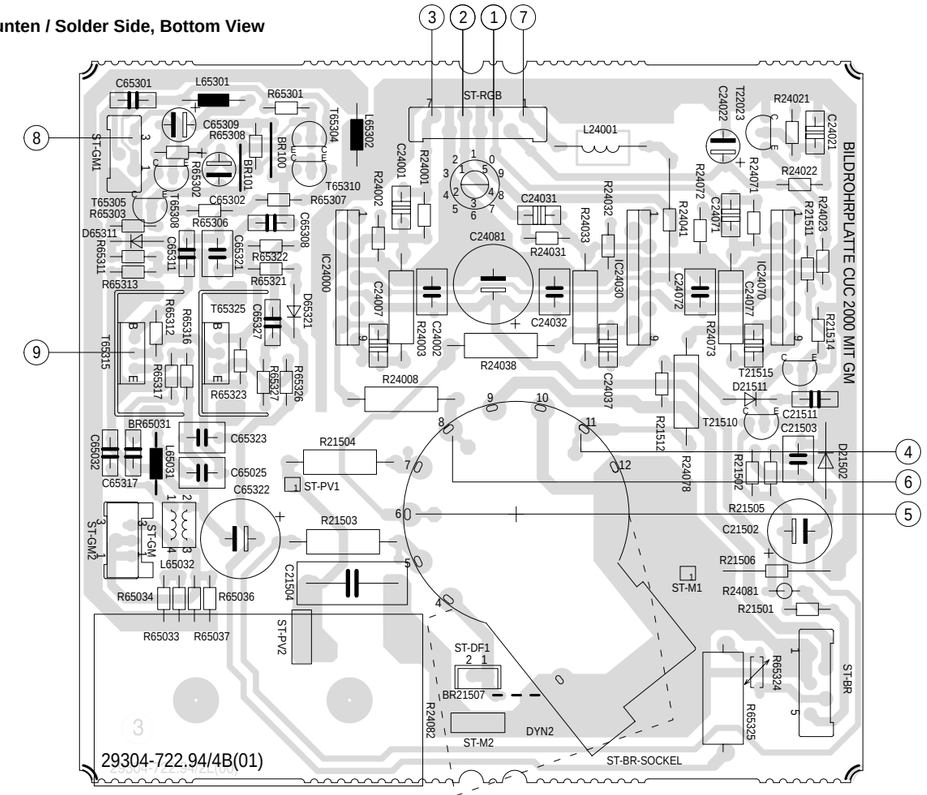

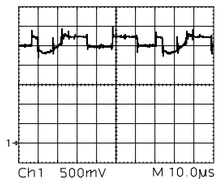

①

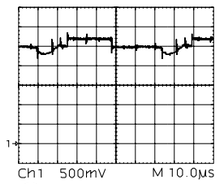

②

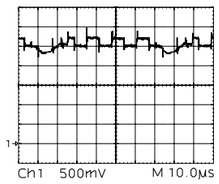

③

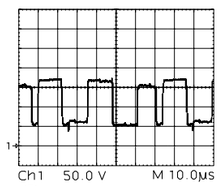

④

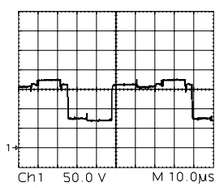

⑤

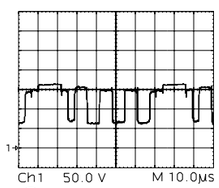

⑥

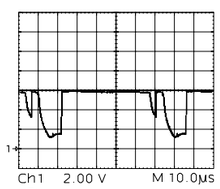

⑦

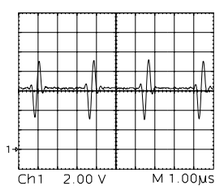

⑧ mit Gittermuster
with grid pattern

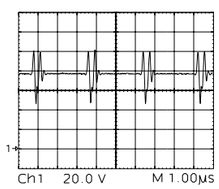

⑨

Platinenabbildungen und Schaltpläne / Layout of PCBs and Circuit Diagrams CUC 2030 N / 2058 N / 2059 N / 2080 N

Bildrohrplatte / CRT Panel 29305 122 2800

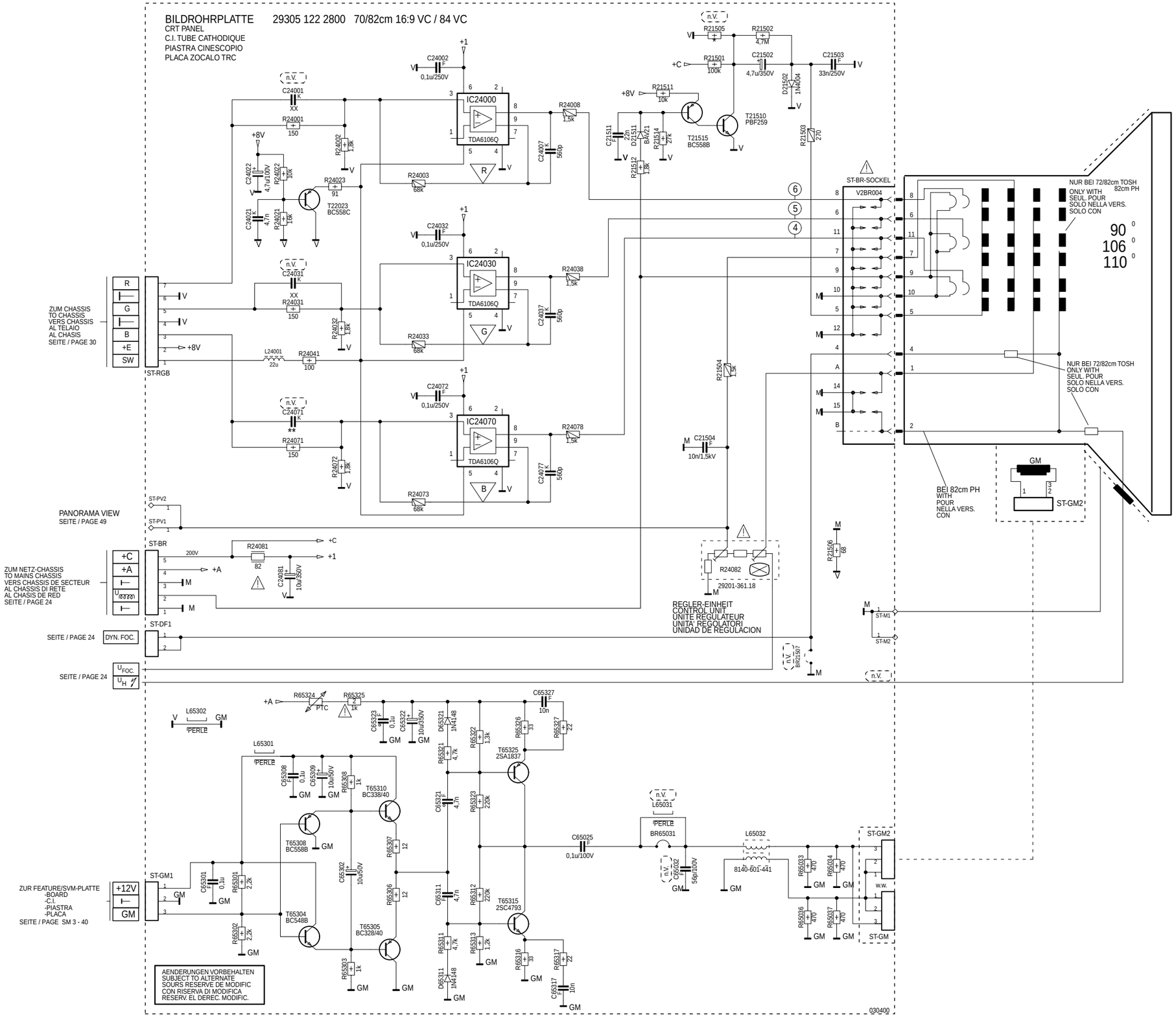

Buchsenplatte / Socket Board 29305 008 3700

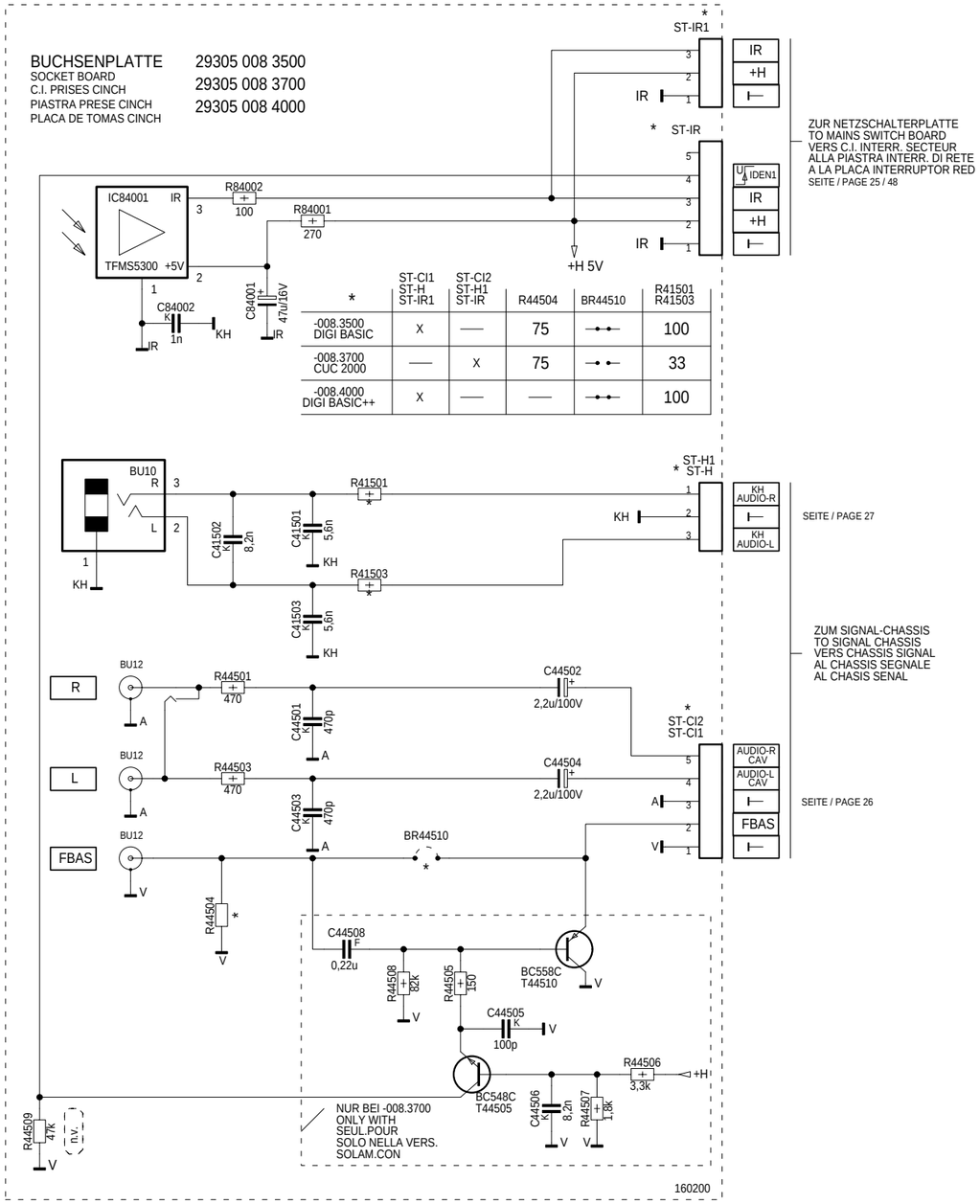

*	ST-CI1 ST-H ST-IR1	ST-CI2 ST-H1 ST-IR	R44504	BR44510	R41501 R41503
-008.3500 DIGI BASIC	X	—	75	-•-•-	100
-008.3700 CUC 2000	—	X	75	-•-•-	33
-008.4000 DIGI BASIC++	X	—	—	-•-•-	100

Bestückungsseite, Ansicht von oben / Component Side, Top View

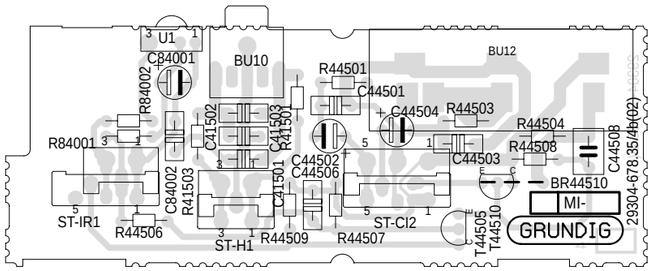

Buchsenplatte / Socket Board 29305 008 3800

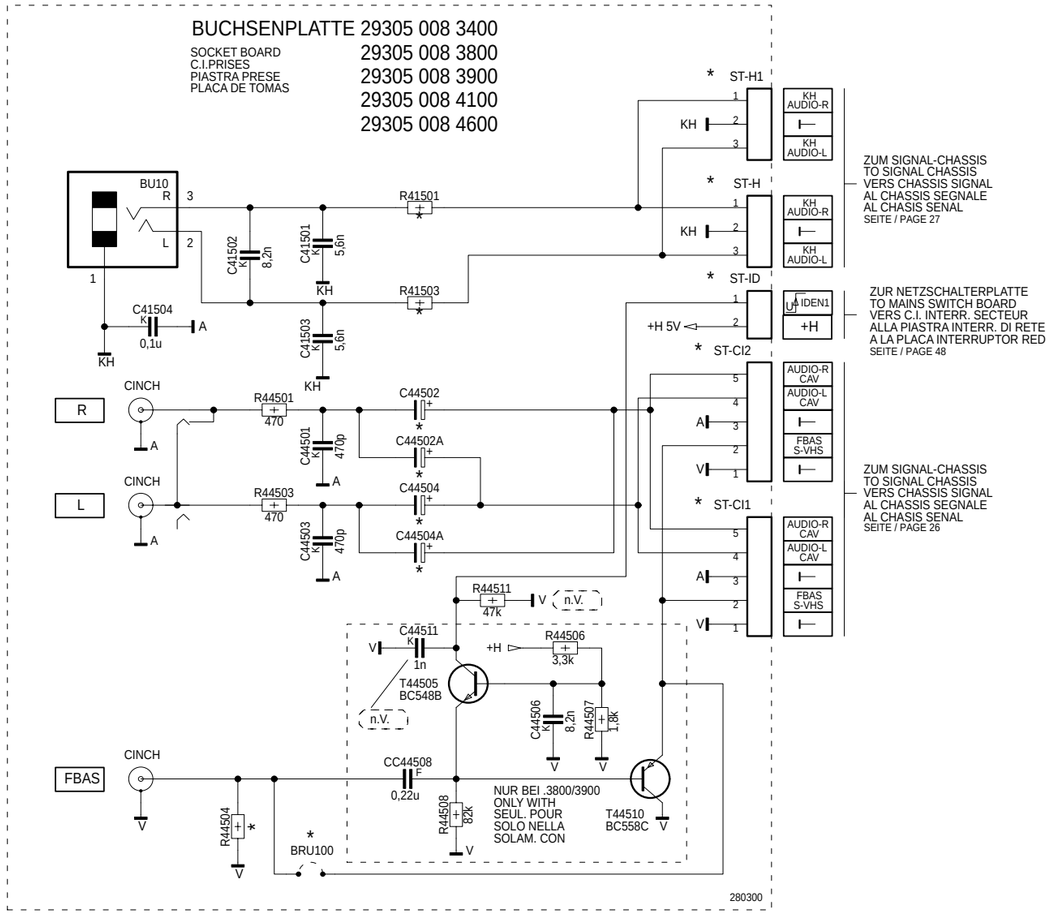

*	R41501 R41503	C44502 C44504	C44502A C44504A	ST-H1 ST-ID ST-CT1	ST-H ST-CT2	BRU100	R44504
-008.3400	100	2,2U/100V	—	—	X	-•-•-	75
-008.3800	33	2,2U/100V	—	X	—	—	75
-008.3900	33	—	2,2U/100V	X	—	—	75
-008.4100	100	2,2U/100V	—	—	X	-•-•-	—
-008.4100	100	—	2,2U/100V	—	X	-•-•-	—

Bestückungsseite, Ansicht von oben / Component Side, Top View

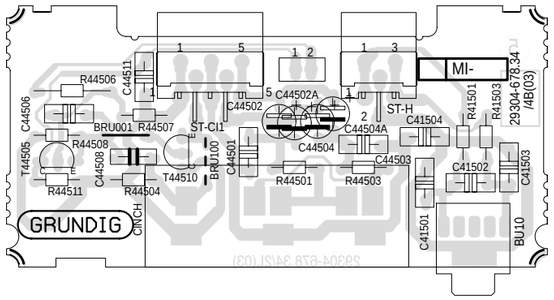

Platinenabbildungen und Schaltpläne / Layout of PCBs and Circuit Diagrams CUC 2030 N / 2058 N / 2059 N / 2080 N

Prozessorplatte / Processor Board 29305 219 1400

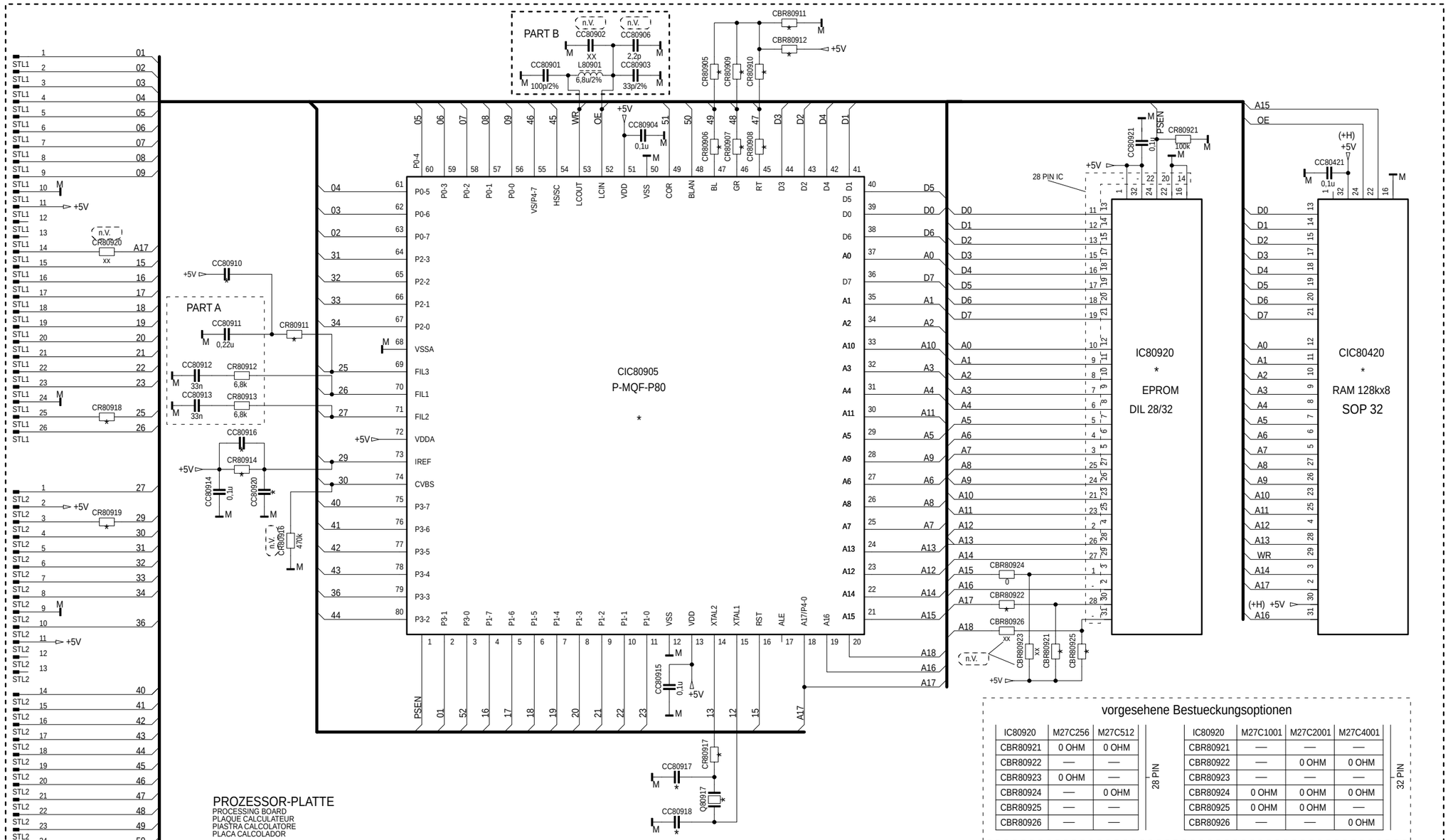

vorgesehene Bestueckungsoptionen

IC80920	M27C256	M27C512	
CBR80921	0 OHM	0 OHM	28 PIN
CBR80922	—	—	
CBR80923	0 OHM	—	
CBR80924	—	0 OHM	
CBR80925	—	—	
CBR80926	—	—	

IC80920	M27C1001	M27C2001	M27C4001	
CBR80921	—	—	—	32 PIN
CBR80922	—	0 OHM	0 OHM	
CBR80923	—	—	—	
CBR80924	0 OHM	0 OHM	0 OHM	
CBR80925	0 OHM	0 OHM	—	
CBR80926	—	—	0 OHM	

	RGB				PROZ	EPROM	EEPROM			RAM	OSCILLATOR					FIL1 / FIL2 / FIL3 / IREF						
	CR80906 CR80907 CR80908	CR80905 CR80909 CR80910	CBR80912	CBR80911	CIC80905	IC80920 32 PIN M27C2001	CBR80921	CBR80922	CBR80925	CIC80420	CC80917	CC80918	CR80917	Q80917	PART B	PART A	CR80918 CR80919	CC80910	CR80911	CR80914	CC80916	CC80920
VARIANTE 1.1 29305-119.3700/.4000/.7500	0 OHM	—	0	—	SDA5250	M27C512 (28 PIN)	0	—	—	—	56p	15p	33	18MHz	×	—	×	—	—	—	—	—
VARIANTE 1.0 29305-119.3900/.4600/.4700/.4800/.5400/.5600/.5700 .5800/5900/.6000/.6100/.6300/.6400/.6500 .6600/.7000/.7100/.7200/.7400/.7600	0 OHM	—	0	—	SDA5250	M27C512 (28 PIN)	0	—	—	—	56p	15p	33	18MHz	×	×	—	—	8,2k	75k	—	—
VARIANTE 2.0 29305-219.1100/.1200	470	—	0	—	SDA5250	M27C512 (28 PIN)	0	—	—	—	56p	15p	33	18MHz	×	×	—	—	8,2k	75k	—	—
VARIANTE 2.1 29305-219.0100/.0200/.0300/.0600/.0700/.1000	560	4,7k	0	—	SDA5250	M27C512 (28 PIN)	0	—	—	—	56p	15p	33	18MHz	×	×	—	—	8,2k	75k	—	—
VARIANTE 2.1 29305-319.0100/.0200/.0500/.0900	470																					
VARIANTE 2.2 29305-219.0800/.0900	560	4,7k	0	—	SDA5250	M27C2001 (32 PIN)	—	0	0	—	56p	15p	33	18MHz	×	×	—	—	8,2k	75k	—	—
VARIANTE 2.2 29305-219.1500 29305-319.0300/.0400/.0600/.0700/.0800/.1100/.1300	470																					
VARIANTE 3.0 29305-219.1400 100 SEITEN-TEXT	0	—	—	—	SDA5450M (C29)	M27C2001 (32 PIN)	—	0	0	×	33p	33p	0	6MHz	—	—	—	33n	2,7k	27k	470p	0,1u

040400

Bestückungsseite, Ansicht von oben / Component Side, Top View

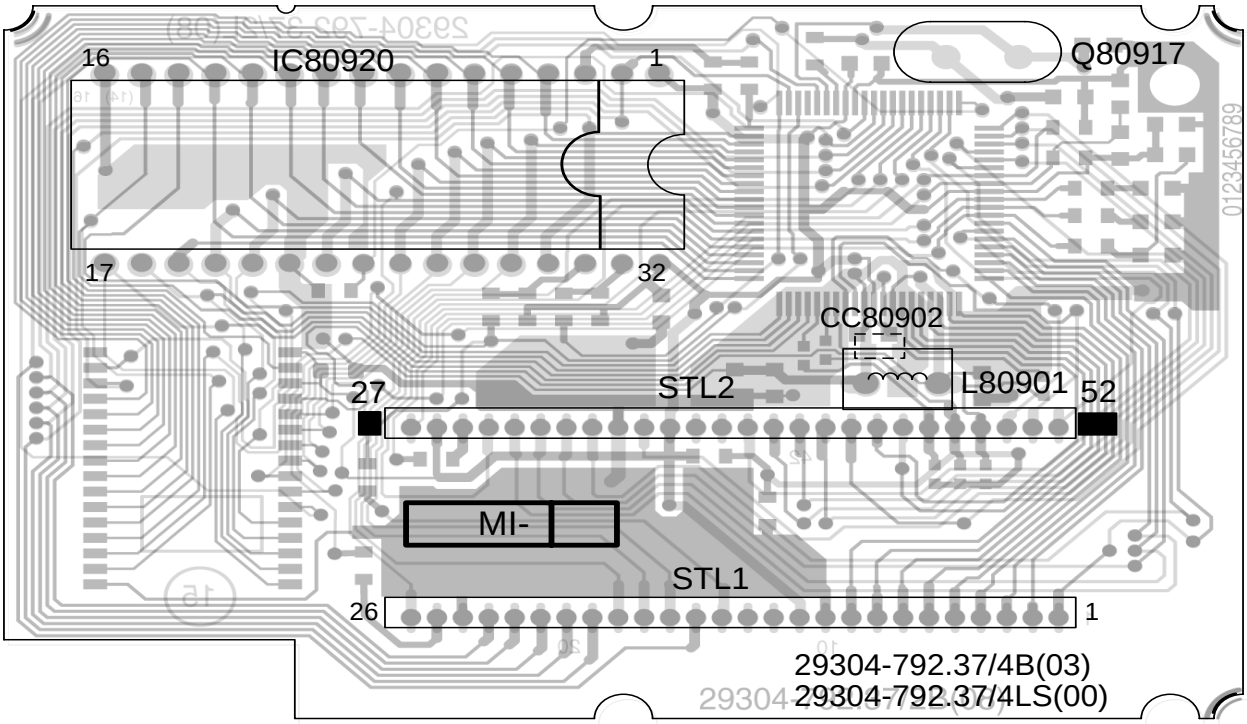

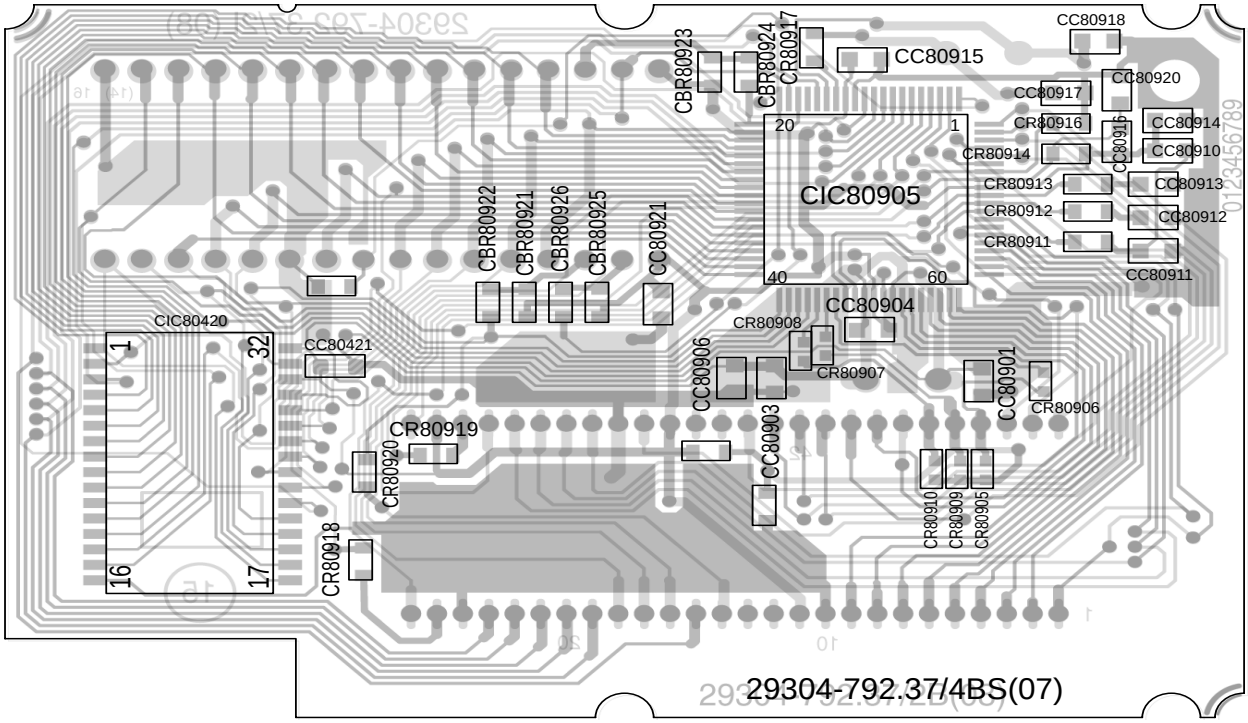

Netzschalterplatte / Mains Switch Board 29305 165 7300

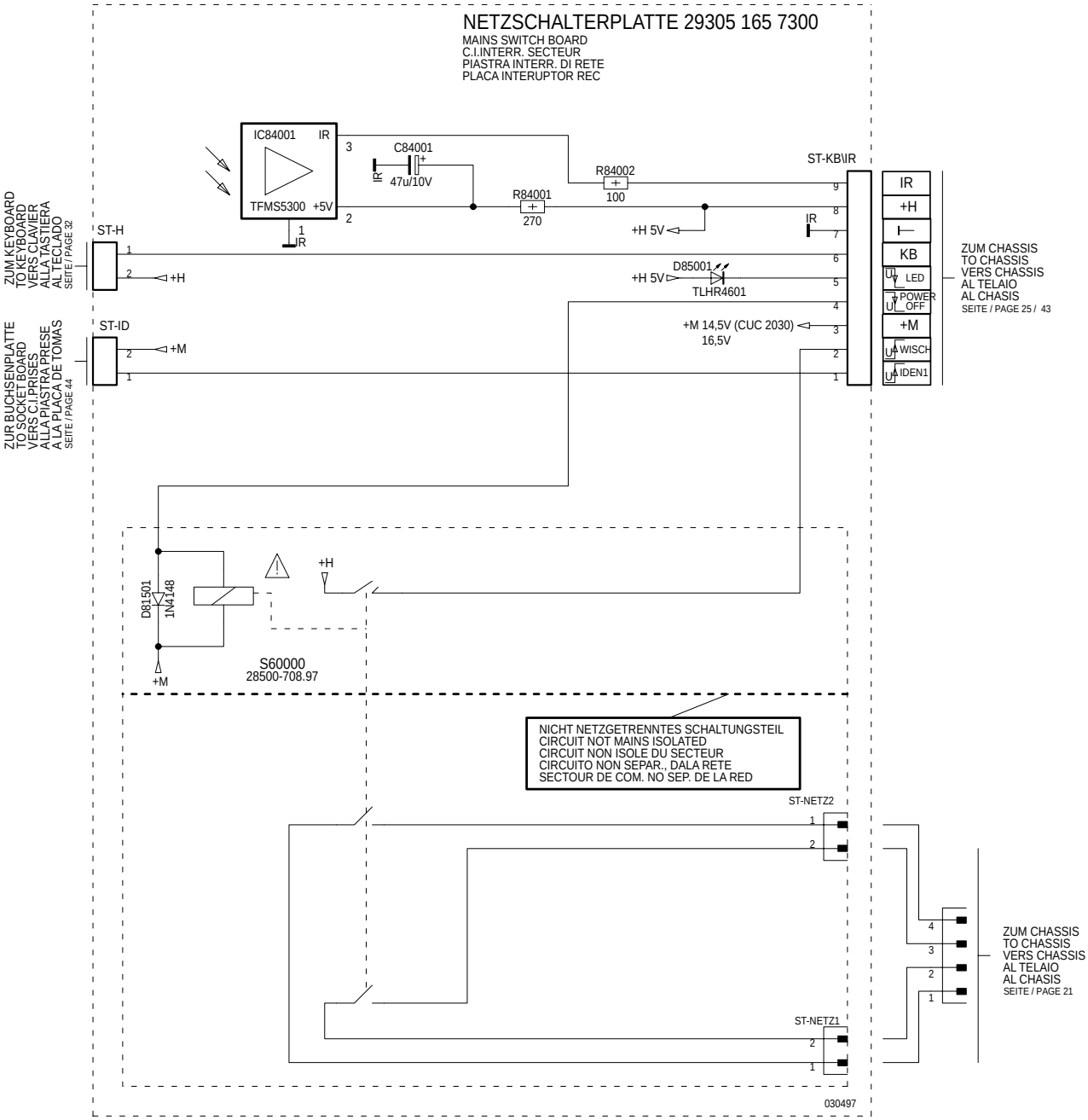

Bestückungsseite, Ansicht von oben / Component Side, Top View

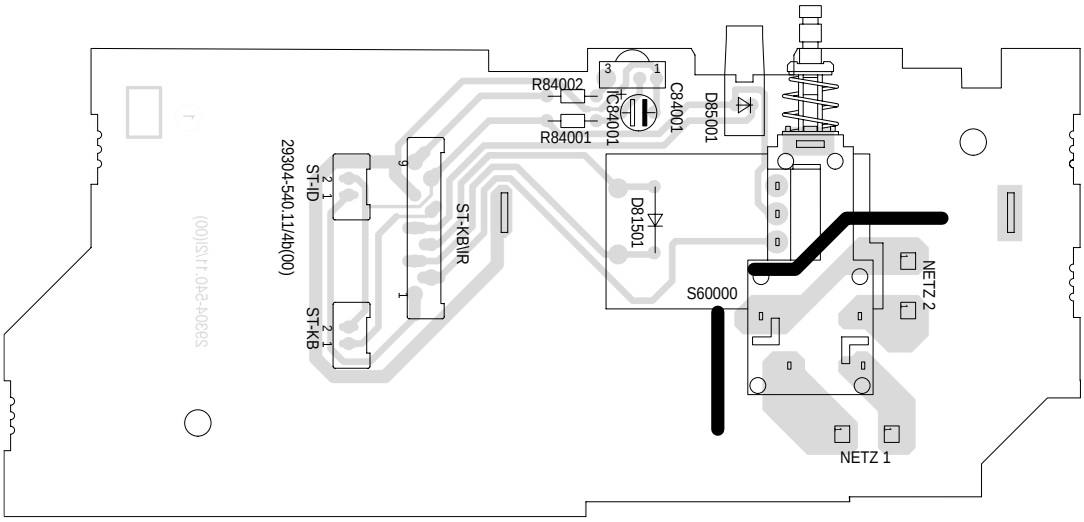

Panorama View 29305 129 0400

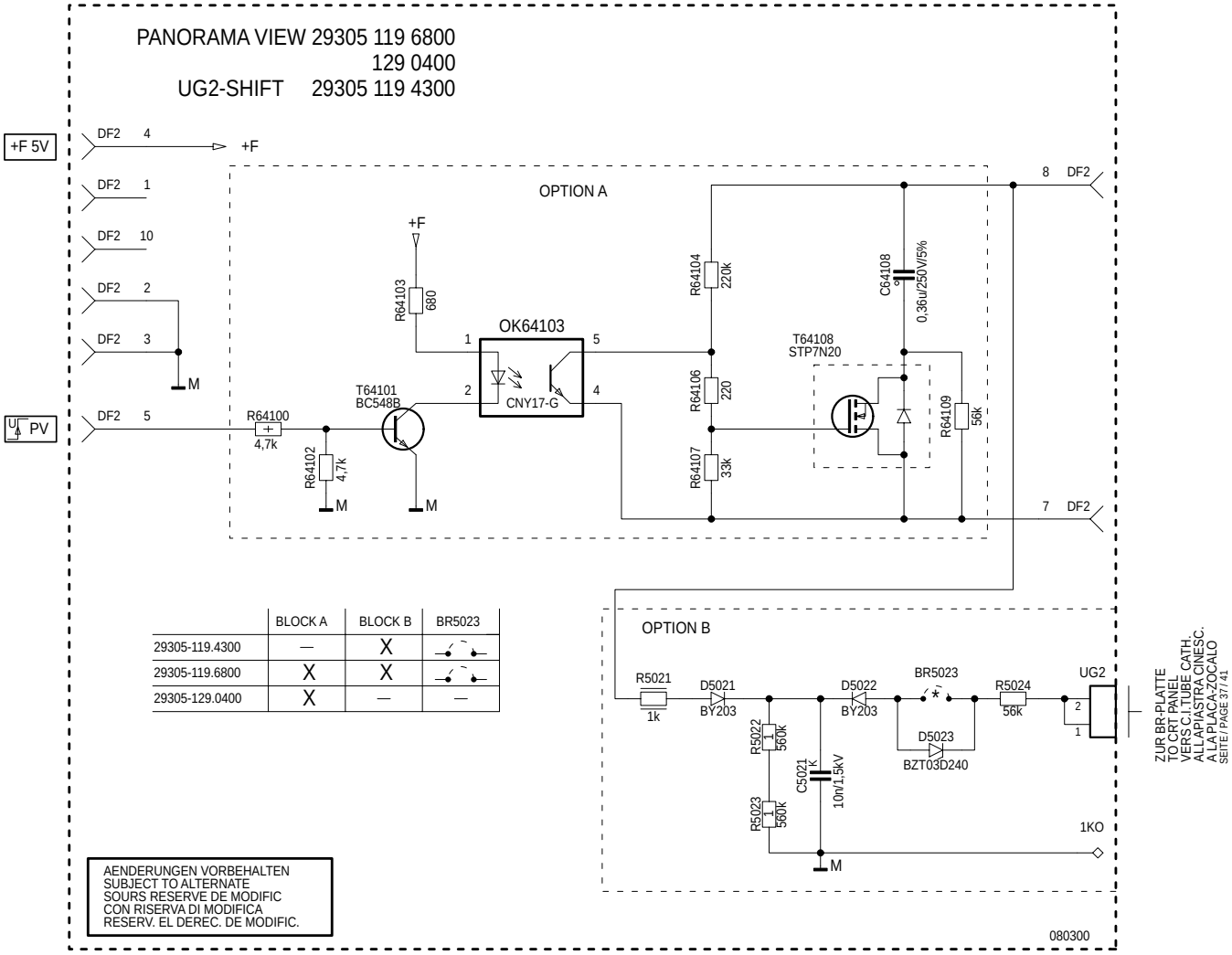

	BLOCK A	BLOCK B	BR5023
29305-119.4300	—	X	
29305-119.6800	X	X	
29305-129.0400	X	—	—

Bestückungsseite, Ansicht von oben

Component Side, Top View

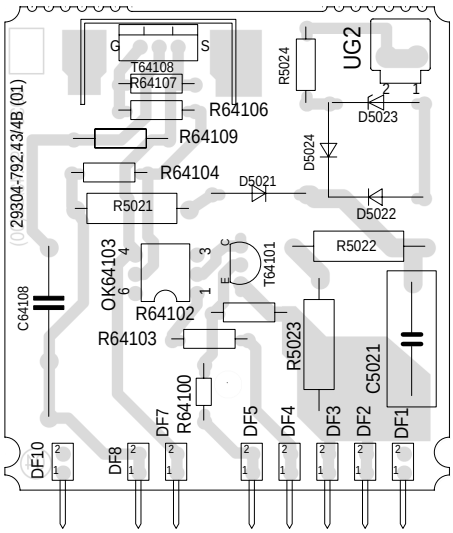

GRUNDIG

Ersatzteilliste
Spare Parts List

TV

5 / 2000 GREENVILLE 7006 NIC/DOLBY

MATERIAL-NR. / PART NO.: 92188 802 7500 BESTELL-NR. / ORDER NO.: G.CL54-75 SCHWARZ/BLACK
VERSION NR./VERSION NO.: **VNM**

POS. NR. POS. NO.	ABB. FIG.	MATERIAL-NR. PART NUMBER	ANZ. QTY.	BEZEICHNUNG (D)	DESCRIPTION (GB)
		92188 802 7500		GREENVILLE 7006 NIC/DOLBY SCHWARZ KEIN E-TEIL	GREENVILLE 7006 NIC/DOLBY BLACK NO SPARE PART
0200.000		29625 801 0101		GEH-VORDERTEIL OFB	CABINET FRONT SURFACE TREATED
0201.000		19126 037 9701	2	LAUTSPRECHER	LOUDSPEAKER
0217.000		29608 864 0102	4	SOCKELEINLAGE	BASE INSERT
0227.000		27041 217 0100		DRUCKSCHNAEPPER	PRESSURE SNAPPER
0229.000		29602 603 5100		EMBLEM GRUNDIG	EMBLEM GRUNDIG
0230.000		29636 125 0100		IR-FENSTER DRUCK KPL	IR-WINDOW PRINT CPL
0300.000		29636 035 8010		GEH-RUECKTEIL	CABINET REAR PART
0312.000		29700 638 0109		ABDECKUNG EURO-AV	COVER EURO AV
0320.000		29110 218 0501		TYPENAUFKLEBER VNM	TYPE LABEL VNM
0700.000	⚠	09246 131 8504		ENTMAGNETISIERUNGSSPULE M.HALTER	DEGAUSSING COIL W.HOLDER
		29501 083 4400		KEYBOARD KEIN E-TEIL	KEYBOARD NO SPARE PART
0921.000		29703 357 0100		TASTSCHALTER PROGRAMM+	KEY SWITCH PROGRAMME+
0922.000		29703 357 0100		TASTSCHALTER PROGRAMM-	KEY SWITCH PROGRAMME-
0923.000		29703 357 0100		TASTSCHALTER LAUTSTAERKE+	KEY SWITCH VOLUME+
0924.000		29703 357 0100		TASTSCHALTER LAUTSTAERKE-	KEY SWITCH VOLUME-
0925.000		29501 685 0100		TASTEN-SATZ PROGRAMM/LAUTSTAERKE	KEYS SET PROGRAMME/VOLUME
1010.000		29305 008 3800		BUCHSENPLATTE	SOCKET BOARD
1083.000		29303 390 4200		KOPFHOERERBUCHSE 3,5 O.SCHALTER	HEADPHONE SOCKET 3,5 W/O SWITCH
1084.000		29303 168 5700		CINCH-BUCHSE 3-FACH FBAS/NF L,R	CINCH SOCKET 3 FOLD FBAS/AF L,R
1095.000		29636 124 1801		AUFNAHME KPL	HOLDER CPL
1096.000		29501 599 0100		ABDECKUNG S-BUCHSEN	COVER S-SOCKET
1100.000	⚠	83000 304 3500		BILDR.A66EAK71X01/ A66EAK	PICT.TUBE A66EAK71X01/A66EAK
1110.000	⚠	29201 360 0211		ANODENKAPPE M.HOCHSPANNUNGSKABEL	ANODE CAP W.HIGH VOLTAGE CABLE
1900.000	⚠	29305 165 7300		NETZSCHALTERPLATTE	POWER SWITCH BOARD
1960.000	⚠	29703 291 7205		NETZSCHALTER ECO M.WISCHER	POWER SWITCH ECO W.WIPER
1970.000		29501 686 0100		TASTENKNOPF M.LICHTLEITER	KEY HEAD W.LIGHT GUIDE
2100.000	⚠	82909 913 1600		NETZKABEL KPL	POWER CABLE CPL
2300.000	⚠	29305 122 2300	X	BILDROHRPLATTE	PICTURE TUBE BOARD
2400.000		29642 061 1201		TP 910 C FERNBEDIENUNG	TP 910 C REMOTE CONTROL
		21888 941 0200		BEDIENUNGSANLEITUNG DK/E/P	OPERATING INSTRUCTIONS DK/E/P
		72010 026 0000		SERVICE MANUAL D/GB	SERVICE MANUAL D/GB
		72010 026 0300		SERVICE MANUAL D/GB 3.ERGAENZUNG	SERVICE MANUAL D/GB 3RD SUPPLEMENT
		29656 004 1500		MONTAGEZUBEHOER F.BILDROHR KEIN E-TEIL	MOUNTING ACCESSORIES F.PT NO SPARE PART
		29704 009 8700	X	CHASSIS-FS-STEREO CUC 2030 A NIC/4:3 KEIN E-TEIL	CHASSIS TV STEREO CUC 2030 A NIC/4:3 NO SPARE PART
				X = SIEHE GESONDERTE E-LISTE WW. = WAHLWEISE	X = SEE SEPARATE PARTS LIST WW. = OPTIONAL

ÄNDERUNGEN VORBEHALTEN / SUBJECT TO ALTERATION

POS. NR. POS. NO.	MATERIAL-NR. PART NUMBER	BEZEICHNUNG DESCRIPTION
	29305 165 7300	NETZSCHALTERPLATTE POWER SWITCH BOARD
D 81501	83092 150 4500	DIODE 1N4148 AV619
D 85001	83099 661 0000	LE-DIODE TLDR4100
IC 84001	83053 675 3000	IC TFMS5300 STEHEND
	29305 008 3800	BUCHSENPLATTE SOCKET BOARD
R 44504	87000 112 4600	KSW 0204 75 OHM 5%
T 44505	83032 055 4800	TRANS BC548B/ BC547B
T 44510	83032 075 5800	TRANS BC558C/ BC557C

POS. NR. POS. NO.	MATERIAL-NR. PART NUMBER	BEZEICHNUNG DESCRIPTION

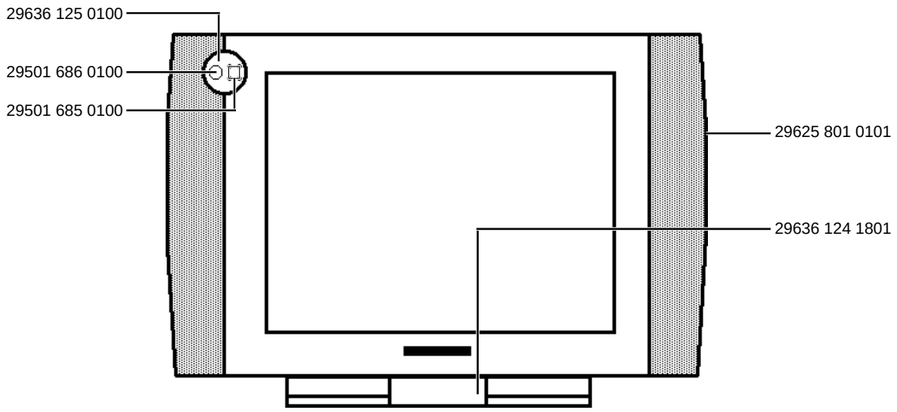

Es gelten die Vorschriften und Sicherheitshinweise gemäß dem Service Manual "Sicherheit", Mat.-Nummer 72010 800 0000, sowie zusätzlich die eventuell abweichenden, landesspezifischen Vorschriften!

⚠ (!)

The regulations and safety instructions shall be valid as provided by the "Safety" Service Manual, part number 72010 800 0000, as well as the respective national deviations.

ÄNDERUNGEN VORBEHALTEN / SUBJECT TO ALTERATION

GRUNDIG

Ersatzteilliste
Spare Parts List

TV

4 / 2000

ST 70-7010 NIC/DOLBY

MATERIAL-NR. / PART NO.: 92180 622 7500 BESTELL-NR. / ORDER NO.: G.CL 53-75 SCHWARZ/BLACK
VERSION NR./VERSION NO.: **VNM**

POS. NR. POS. NO.	ABB. FIG.	MATERIAL-NR. PART NUMBER	ANZ. QTY.	BEZEICHNUNG (D)	DESCRIPTION (GB)
		92180 622 7500		ST 70-7010 NIC/DOLBY SCHWARZ KEIN E-TEIL	ST 70-7010 NIC/DOLBY BLACK NO SPARE PART
0200.000		29635 395 0101		GEH-VORDERTEIL DRUCK KPL	CABINET FRONT PART PRINT CPL
0201.000		19126 037 9701	2	LAUTSPRECHER	LOUDSPEAKER
0211.000		29636 032 0100		ABDECKUNG BUCHSEN	COVER
0229.000		29632 114 0102		EMBLEM GRUNDIG	EMBLEM GRUNDIG
0230.000		29633 431 0100		INFRA-FENSTER	INFRA WINDOW
0300.000		29636 293 8702		GEH-RUECKTEIL	CABINET REAR PART
0320.000		29110 221 6301		TYPENAUFKLEBER VNM	TYPE LABEL VNM
0700.000	⚠	09246 131 8504		ENTMAGNETISIERUNGSSPULE M.HALTER	DEGAUSSING COIL W.HOLDER
1100.000	⚠	83000 304 3500		BILDR.A66 EAK 71X01 PHILIPS	PICT.TUBE A66 EAK 71X01 PHILIPS
1100.000	⚠	83000 304 9500		BILDR. A66 EHJ 43X31 VIDEOCOLOR	PICT.TUBE A66 EHJ 43X31 VIDEOCOLOR
1110.000	⚠	29201 360 0211		ANODENKAPPE M.HOCHSPANNUNGSKABEL	ANODE CAP W.HIGH VOLTAGE CABLE
1300.000		29501 082 5900		BEDIENEINHEIT	CONTROL UNIT
1311.000		29703 357 1100		TASTSCHALTER PROGRAMM+	KEY SWITCH PROGRAMME+
1312.000		29703 357 1100		TASTSCHALTER PROGRAMM-	KEY SWITCH PROGRAMME-
1313.000		29703 357 1100		TASTSCHALTER LAUTSTAERKE+	KEY SWITCH VOLUME+
1314.000		29703 357 1100		TASTSCHALTER LAUTSTAERKE-	KEY SWITCH VOLUME-
1350.000		29501 688 0106		NETZTASTENKNOPF	KEY POWER
1351.000		29628 417 0101		DRUCKFEDER	PRESSURE SPRING
1360.000	⚠	29703 291 2205		NETZSCHALTER	POWER SWITCH
WW.	⚠	29703 291 3200		NETZSCHALTER 4A	POWER SWITCH 4A
1370.000		29501 671 0602		TASTEN-SATZ PROGRAMM/LAUTSTAERKE	KEYS SET PROGRAMME/VOLUME
1383.000		29303 390 4200		KOPFHOERERBUCHSE 3,5 O.SCHALTER	HEADPHONE SOCKET 3,5 W/O SWITCH
1384.000		29303 168 0503		CINCH-BUCHSE 3-FACH FBAS/NF L,R	CINCH SOCKET 3 FOLD FBAS/AF L,R
2100.000	⚠	82909 913 1600		NETZKABEL KPL	POWER CABLE CPL
2300.000	⚠	29305 122 2300	X	BILDROHRPLATTE	PICTURE TUBE BOARD
2400.000		29642 062 1800		TP 750 C FERNBEDIENUNG (SCHWARZ)	TP 750 C REMOTE CONTROL (BLACK)
		21806 941 1500		BEDIENUNGSANLEITUNG	OPERATING INSTRUCTIONS
		72010 026 0000		SERVICE MANUAL D/GB	SERVICE MANUAL D/GB
		72010 026 0300		SERVICE MANUAL D/GB 3.ERGAENZUNG	SERVICE MANUAL D/GB 3.SUPPLEMENT
		29656 004 1500		MONTAGEZUBEHOER F.BILDROHR KEIN E-TEIL	MOUNTING ACCESSORIES F.PT NO SPARE PART
		29704 009 6400	X	CHASSIS-FS-STEREO CUC 2030 A NIC/4:3 KEIN E-TEIL	CHASSIS TV STEREO CUC 2030 A NIC/4:3 NO SPARE PART
		29704 009 8600	X	CHASSIS-FS-STEREO CUC 2030 A NIC/4:3 KEIN E-TEIL	CHASSIS TV STEREO CUC 2030 A NIC/4:3 NO SPARE PART
				X=SIEHE GESONDERTE E-LISTE WW.=WAHLWEISE	X=SEE SEPARATE PARTS LIST WW.=OPTIONAL

ÄNDERUNGEN VORBEHALTEN / SUBJECT TO ALTERATION

POS. NR. POS. NO.	MATERIAL-NR. PART NUMBER	BEZEICHNUNG DESCRIPTION
	29501 082 5900	BEDIENEINHEIT CONTROL UNIT
D 00805	83099 446 0100	LE DIODE TLHR 4601
IC 84001	83053 675 3000	IC TFMS5300 STEHEND

POS. NR. POS. NO.	MATERIAL-NR. PART NUMBER	BEZEICHNUNG DESCRIPTION

Es gelten die Vorschriften und Sicherheitshinweise gemäß dem Service Manual "Sicherheit", Mat.-Nummer 72010 800 0000, sowie zusätzlich die eventuell abweichenden, landesspezifischen Vorschriften!

⚠ (!)

The regulations and safety instructions shall be valid as provided by the "Safety" Service Manual, part number 72010 800 0000, as well as the respective national deviations.

ÄNDERUNGEN VORBEHALTEN / SUBJECT TO ALTERATION

GRUNDIG

Ersatzteilliste
Spare Parts List

TV

4 / 2000 DAVIO 70 ST 70-8510 NIC/DOLBY

MATERIAL-NR. / PART NO.: 92188 902 7200 BESTELL-NR. / ORDER NO.: G.CK 52-72 AGANA-GRAU/AGANA GREY
VERSION NR./VERSION NO.: **VNM**

POS. NR. POS. NO.	ABB. FIG.	MATERIAL-NR. PART NUMBER	ANZ. QTY.	BEZEICHNUNG (D)	DESCRIPTION (GB)
		92188 902 7200		DAVIO 70 ST 70-8510 NIC/DOLBY AGANA-GRAU KEIN E-TEIL	DAVIO 70 ST 70-8510 NIC/DOLBY AGANA GREY NO SPARE PART
0200.000		29635 372 0101		GEH-VORDERTEIL DRUCK KPL	CABINET FRONT PART PRINT
0211.000		29636 289 0205		BUCHSENABDECKUNG CINCH	SOCKET COVER CINCH
0213.000		29636 298 0201		ABDECKUNG DRUCK KPL	COVER PRINT CPL
0218.000		29501 688 0206		NETZTASTENKNOPF	KEY POWER
0219.000		29628 417 0101		DRUCKFEDER	PRESSURE SPRING
0300.000		29636 266 0102		GEH-RUECKTEIL OFB	CABINET REAR PART SURFACE
0310.000		29638 104 0100		LS-BOX LINKS KPL	LS-BOX LEFT CPL
0310.000		29638 105 0100		LS-BOX RECHTS KPL	LS-BOX RIGHT CPL
0312.000		29700 638 0308		ABDECKUNG EURO-AV	COVER EURO AV
0320.000		29110 128 0503		TYPENAUFKLEBER VNM	TYPE LABEL VNM
0700.000	⚠	09246 131 8504		ENTMAGNETISIERUNGSSPULE M.HALTER	DEGAUSSING COIL W.HOLDER
1100.000	⚠	83000 304 3500		BILDR.A 66 EAK 71X01 PHILIPS	PICT.TUBE A 66 EAK 71X01 PHILIPS
1110.000	⚠	29201 360 0211		ANODENKAPPE M.HOCHSPANNUNGSKABEL	ANODE CAP W.HIGH VOLTAGE CABLE
1300.000		29501 082 8200		BEDIENEINHEIT	CONTROL UNIT
1310.000		29703 357 1100		TASTSCHALTER PROGRAMM +	KEY SWITCH PROGRAMME +
1320.000		29703 357 1100		TASTSCHALTER PROGRAMM -	KEY SWITCH PROGRAMME -
1330.000		29703 357 1100		TASTSCHALTER LAUTSTAERKE +	KEY SWITCH VOLUME +
1340.000		29703 357 1100		TASTSCHALTER LAUTSTAERKE -	KEY SWITCH VOLUME -
1350.000		29501 716 0101		TASTEN-SATZ PROGRAMM/LAUTSTAERKE	KEY SET PROGRAMME/VOLUME
1360.000	⚠	29703 291 2205		NETZSCHALTER	POWER SWITCH
WW.	⚠	29703 291 3200		NETZSCHALTER 4A	POWER SWITCH 4A
1383.000		29303 390 4200		KOPFHOERERBUCHSE 3,5 O.SCHALTER	HEADPHONE SOCKET 3,5 W/O SWITCH
1384.000		29303 168 0503		CINCH-BUCHSE 3-FACH FBAS/NF L,R	CINCH SOCKET 3 FOLD FBAS/AF L,R
2100.000	⚠	82909 913 1600		NETZKABEL KPL MIT ENTSTOERDROSSEL	POWER CABLE WITH INTERFERENCE COIL
2300.000	⚠	29305 122 2300	X	BILDROHRPLATTE	PICTURE TUBE BOARD
2400.000		29642 062 1900		TP 750 C FERNBEDIENUNG	TP 750 C REMOTE CONTROL
		21889 941 0100		BEDIENUNGSANLEITUNG D/GB/F/I/NL/DK/FIN/E/P	OPERATING INSTRUCTIONS D/GB/F/I/NL/DK/FIN/E/P
		72010 026 0000		SERVICE MANUAL D/GB	SERVICE MANUAL D/GB
		72010 026 0300		SERVICE MANUAL D/GB 3.ERGAENZUNG	SERVICE MANUAL D/GB 3ND SUPPLEMENT
		29656 004 1500		MONTAGEZUBEHOER F. BILDROHR KEIN E-TEIL	MOUNTING ACCESSORIES F.PICTURE NO SPARE PART
		29704 009 6400	X	CHASSIS-FS-STEREO CUC 2030(A) NIC/4:3 KEIN E-TEIL	CHASSIS TV STEREO CUC 2030(A) NIC/4:3 NO SPARE PART

X = SIEHE GESONDERTE E-LISTE
WW. = WAHLWEISE

X = SEE SEPARATE PARTS LIST
WW. = OPTIONAL

ÄNDERUNGEN VORBEHALTEN / SUBJECT TO ALTERATION

POS. NR. POS. NO.	MATERIAL-NR. PART NUMBER	BEZEICHNUNG DESCRIPTION
	29501 082 8200	BEDIENEINHEIT CONTROL UNIT
C 84002	86682 030 2300	ABBLOCK-C 0,1 UF
D 00805	83099 446 0100	LE DIODE TLHR 4601
IC 84001	83053 675 3000	IC TFMS5300 STEHEND
R 44509	87000 112 4600	KSW 0204 75 OHM 5%
T 44505 T 44510	83032 055 4800 83032 075 5800	TRANS BC548B/ BC547B TRANS BC558C/ BC557C

POS. NR. POS. NO.	MATERIAL-NR. PART NUMBER	BEZEICHNUNG DESCRIPTION

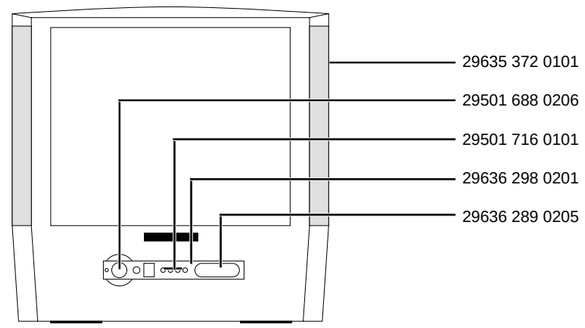

Es gelten die Vorschriften und Sicherheitshinweise gemäß dem Service Manual "Sicherheit", Mat.-Nummer 72010 800 0000, sowie zusätzlich die eventuell abweichenden, landesspezifischen Vorschriften!

⚠ (!)

The regulations and safety instructions shall be valid as provided by the "Safety" Service Manual, part number 72010 800 0000, as well as the respective national deviations.

ÄNDERUNGEN VORBEHALTEN / SUBJECT TO ALTERATION

GRUNDIG

Ersatzteilliste
Spare Parts List

TV

4 / 2000

MW 82-2701 DOLBY/FT

MATERIAL-NR. / PART NO.: 92194 265 9200 BESTELL-NR. / ORDER NO.: G.CL 40-92 GB TITANE
VERSION NR./VERSION NO.: **VNM**

POS. NR. POS. NO.	ABB. FIG.	MATERIAL-NR. PART NUMBER	ANZ. QTY.	BEZEICHNUNG (D)	DESCRIPTION (GB)
		92194 265 9200		MW 82-2701 DOLBY/FT TITANE KEIN E-TEIL	MW 82-2701 DOLBY/FT TITANE NO SPARE PART
0200.000		29635 326 0201		GEH-VORDERTEIL DRUCK KPL	CABINET FRONT PART PRINT CPL
0201.000		19116 011 7200	2	LAUTSPRECHER	LOUDSPEAKER
0202.000		19115 007 9700	2	HOCHTON-LAUTSPRECHER	TWEETER
0206.000		29636 214 0100		ABDECKUNG LS	COVER LOUDSPEAKER CPL
0225.000		29636 343 0502		KLAPPE DRUCK KPL	FLAP PRINT CPL
0226.000		29634 112 0100	2	KLAPPENLAGER KPL.	FLAP BEARING CPL.
0229.000		29602 601 5100		EMBLEM GRUNDIG	EMBLEM GRUNDIG
0230.000		29636 569 0101		IR-FENSTER DRUCK KPL	IR WINDOW PRINT CPL
0300.000		29636 178 0302		GEH-RUECKTEIL OFB	CABINET REAR PART SURFACE TREATED
0312.000		29700 638 0109		ABDECKUNG EURO-AV	COVER EURO AV
0320.000		29110 149 0502		TYPENAUFKLEBER VNM	TYPE LABEL VNM
0700.000	⚠	09246 152 8504		ENTMAGNETISIERUNGSSPULE M.HALTER	DEGAUSSING COIL W.HOLDER
0770.000		09647 889 0100		ABGLEICHELEMENT MAGNETSCHEIBE	ALIGNMENT PART MAGNETIC WASHER
		29501 083 2500		KEYBOARD KEIN E-TEIL	KEYBOARD NO SPARE PART
0921.000		29703 357 0100		TASTSCHALTER PROGRAMM+	KEY SWITCH PROGRAMME+
0922.000		29703 357 0100		TASTSCHALTER PROGRAMM-	KEY SWITCH PROGRAMME-
0923.000		29703 357 0100		TASTSCHALTER LAUTSTAERKE+	KEY SWITCH VOLUME+
0924.000		29703 357 0100		TASTSCHALTER LAUTSTAERKE-	KEY SWITCH VOLUME-
0925.000		29501 698 0103		TASTEN-SATZ PROGRAMM/LAUTSTAERKE	KEYS SET PROGRAMME/VOLUME
1010.000		29305 008 3700		BUCHSENPLATTE	SOCKET BOARD
1013.000		29303 390 4200		KOPFHOERERBUCHSE 3,5 O.SCHALTER	HEADPHONE SOCKET 3,5 W/O SWITCH
1014.000		29303 168 0503		CINCH-BUCHSE 3-FACH FBAS/NF L,R	CINCH SOCKET 3 FOLD FBAS/AF L,R
1015.000		29501 699 0100		AUFNAHME-BUCHSENPLATTE	HOLDER PCB SOCKETBOARD
1100.000	⚠	83000 760 2300		BILDR.W76EGV023X015 VIDEOCOLOR	PICT.TUBE W76EGV023X015 VIDEOCOLOR
1110.000	⚠	29201 474 0101		ANODENKABEL M.HS-KONDENSATOR	ANODE CABLE HV CAPACITOR
1900.000		29305 165 7100		NETZSCHALTERPLATTE	POWER SWITCH BOARD
1960.000	⚠	29703 291 2205		NETZSCHALTER	POWER SWITCH
WW.	⚠	29703 291 3200		NETZSCHALTER 4A	POWER SWITCH 4A
1970.000		29501 696 0100		TASTE M.LICHTLEITER KPL	KEY LIGHT GUIDE CPL
2100.000	⚠	82909 913 8600		NETZKABEL KPL	POWER CABLE CPL
2300.000	⚠	29305 122 2500	X	BILDROHRPLATTE	PICTURE TUBE BOARD
2400.000		29642 061 1001		TP 810 C FERNBEDIENUNG	TP 810 C REMOTE CONTROL
		21942 941 0100		BEDIENUNGSANLEITUNG GB	OPERATING INSTRUCTION GB
		72010 026 0000		SERVICE MANUAL D/GB	SERVICE MANUAL D/GB
		72010 026 0300		SERVICE MANUAL D/GB 3.ERGAENZUNG	SERVICE MANUAL D/GB 3RD SUPPLEMENT
		29656 004 2700		MONTAGEZUBEHOER FUER BILDROHR KEIN E-TEIL	MOUNTING ACCESSORIES F.PT NO SPARE PART
		29704 009 8300	X	CHASSIS-FS-STEREO CUC 2058 NIC/16:9/VC KEIN E-TEIL	CHASSIS TV STEREO CUC 2058 NIC/16:9/VC NO SPARE PART

X = SIEHE GESONDERTE E-LISTE
WW. = WAHLWEISE

X = SEE SEPARATE PARTS LIST
WW. = OPTIONAL

ÄNDERUNGEN VORBEHALTEN / SUBJECT TO ALTERATION

POS. NR. POS. NO.	MATERIAL-NR. PART NUMBER	BEZEICHNUNG DESCRIPTION
	29305 008 3700	BUCHSENPLATTE SOCKET BOARD
IC 84001	83053 675 3000	IC TFMS5300 STEHEND
R 44504	87000 112 4600	KSW 0204 75 OHM 5%
T 44505	83032 075 4800	TRANS BC548C/ BC547C
T 44510	83032 075 5800	TRANS BC558C/ BC557C
	29305 165 7100	NETZSCHALTERPLATTE POWER SWITCH BOARD
D 85001	83099 661 0000	LE-DIODE TLDR4100

POS. NR. POS. NO.	MATERIAL-NR. PART NUMBER	BEZEICHNUNG DESCRIPTION

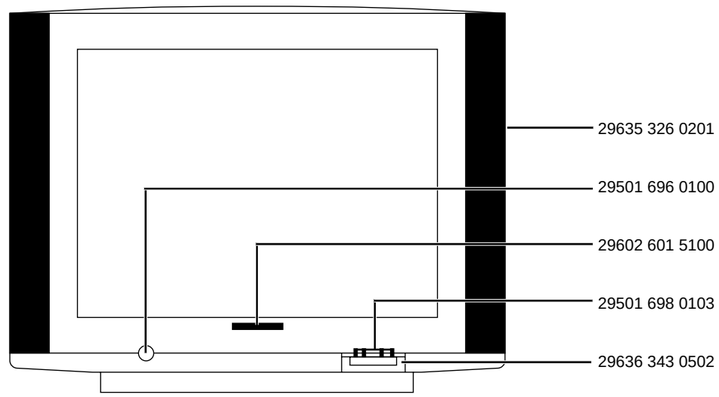

Es gelten die Vorschriften und Sicherheitshinweise gemäß dem Service Manual "Sicherheit", Mat.-Nummer 72010 800 0000, sowie zusätzlich die eventuell abweichenden, landesspezifischen Vorschriften!

The regulations and safety instructions shall be valid as provided by the "Safety" Service Manual, part number 72010 800 0000, as well as the respective national deviations.

ÄNDERUNGEN VORBEHALTEN / SUBJECT TO ALTERATION

GRUNDIG

Ersatzteilliste
Spare Parts List

TV

4 / 2000

MW 82-3699 DOLBY/FT

MATERIAL-NR. / PART NO.: 92190 165 9200 BESTELL-NR. / ORDER NO.: G.CL 38-92 GB TITANE
VERSION NR./VERSION NO.: **VNM**

POS. NR. POS. NO.	ABB. FIG.	MATERIAL-NR. PART NUMBER	ANZ. QTY.	BEZEICHNUNG (D)	DESCRIPTION (GB)
		92190 165 9200		MW 82-3699 DOLBY/FT TITANE KEIN E-TEIL	MW 82-3699 DOLBY/FT TITANE NO SPARE PART
0200.000		29635 211 0601		GEH-VORDERTEIL DRUCK KPL	CABINET FRONT PART PRINT CPL
0201.000		19116 011 7200	2	LAUTSPRECHER	LOUDSPEAKER
0202.000		19115 007 9700	2	HOCHTON-LAUTSPRECHER	TWEETER
0225.000		29636 343 0401		KLAPPE DRUCK KPL	FLAP PRINT CPL
0226.000		29634 112 0100	2	KLAPPENLAGER KPL.	FLAP BEARING CPL.
0229.000		29602 601 5100		EMBLEM GRUNDIG	EMBLEM GRUNDIG
0230.000		29636 569 0101		IR-FENSTER DRUCK KPL	IR WINDOW PRINT CPL
0253.000		09647 889 0100		ABGLEICHELEMENT MAGNETSCHEIBE	ALIGNMENT PART MAGNETIC WASHER
0300.000		29636 178 8117		GEH-RUECKTEIL	CABINET REAR PART
0312.000		29700 638 0109		ABDECKUNG EURO-AV	COVER EURO AV
0320.000		29110 148 0501		TYPENAUFKLEBER VNM	TYPE LABEL VNM
0700.000	⚠	09246 152 8504		ENTMAGNETISIERUNGSSPULE M.HALTER	DEGAUSSING COIL W.HOLDER
		29501 083 2500		KEYBOARD KEIN E-TEIL	KEYBOARD NO SPARE PART
0921.000		29703 357 0100		TASTSCHALTER PROGRAMM+	KEY SWITCH PROGRAMME+
0922.000		29703 357 0100		TASTSCHALTER PROGRAMM-	KEY SWITCH PROGRAMME-
0923.000		29703 357 0100		TASTSCHALTER LAUTSTAERKE+	KEY SWITCH VOLUME+
0924.000		29703 357 0100		TASTSCHALTER LAUTSTAERKE-	KEY SWITCH VOLUME-
0925.000		29501 698 0103		TASTEN-SATZ PROGRAMM/LAUTSTAERKE	KEYS SET PROGRAMME/VOLUME
1010.000		29305 008 3700		BUCHSENPLATTE	SOCKET BOARD
1013.000		29303 390 4200		KOPFHOERERBUCHSE 3,5 O.SCHALTER	HEADPHONE SOCKET 3,5 W/O SWITCH
1014.000		29303 168 0503		CINCH-BUCHSE 3-FACH FBAS/NF L,R	CINCH SOCKET 3 FOLD FBAS/AF L,R
1015.000		29501 699 0100		AUFNAHME-BUCHSENPLATTE	HOLDER PCB SOCKETBOARD
1100.000	⚠	83000 760 2400		BILDR.W76EGV023X115 VIDEOCOLOR	PICT.TUBE W76EGV023X115 VIDEOCOLOR
1110.000	⚠	29201 474 0101		ANODENKABEL M.HS-KONDENSATOR	ANODE CABLE HV CAPACITOR
1900.000		29305 165 7100		NETZSCHALTERPLATTE	POWER SWITCH BOARD
1960.000	⚠	29703 291 2205		NETZSCHALTER	POWER SWITCH
WW.	⚠	29703 291 3200		NETZSCHALTER 4A	POWER SWITCH 4A
1970.000		29501 696 0100		TASTE M.LICHTLEITER KPL	KEY LIGHT GUIDE CPL
2100.000	⚠	82909 913 8600		NETZKABEL KPL	POWER CABLE CPL
2300.000	⚠	29305 122 2800	X	BILDROHRPLATTE	PICTURE TUBE BOARD
2400.000		29642 061 1001		TP 810 C FERNBEDIENUNG	TP 810 C REMOTE CONTROL
		21901 941 0300		BEDIENUNGSANLEITUNG GB	OPERATING INSTRUCTION GB
		72010 026 0000		SERVICE MANUAL D/GB	SERVICE MANUAL D/GB
		72010 026 0300		SERVICE MANUAL D/GB 3.ERGAENZUNG	SERVICE MANUAL D/GB 3RD SUPPLEMENT
		29656 004 2700		MONTAGEZUBEHOER FUER BILDROHR KEIN E-TEIL	MOUNTING ACCESSORIES F.PT NO SPARE PART
		29704 009 4300	X	CHASSIS-FS-STEREO CUC 2058 NIC/16:9 KEIN E-TEIL	CHASSIS TV STEREO CUC 2058 NIC/16:9 NO SPARE PART

X = SIEHE GESONDERTE E-LISTE
WW. = WAHLWEISE

X = SEE SEPARATE PARTS LIST
WW. = OPTIONAL

ÄNDERUNGEN VORBEHALTEN / SUBJECT TO ALTERATION

POS. NR. POS. NO.	MATERIAL-NR. PART NUMBER	BEZEICHNUNG DESCRIPTION
	29305 008 3700	BUCHSENPLATTE SOCKET BOARD
IC 84001	83053 675 3000	IC TFMS5300 STEHEND
R 44504	87000 112 4600	KSW 0204 75 OHM 5%
T 44505	83032 075 4800	TRANS BC548C/ BC547C
T 44510	83032 075 5800	TRANS BC558C/ BC557C
	29305 165 7100	NETZSCHALTERPLATTE POWER SWITCH BOARD
D 85001	83099 661 0000	LE-DIODE TLDR4100

POS. NR. POS. NO.	MATERIAL-NR. PART NUMBER	BEZEICHNUNG DESCRIPTION

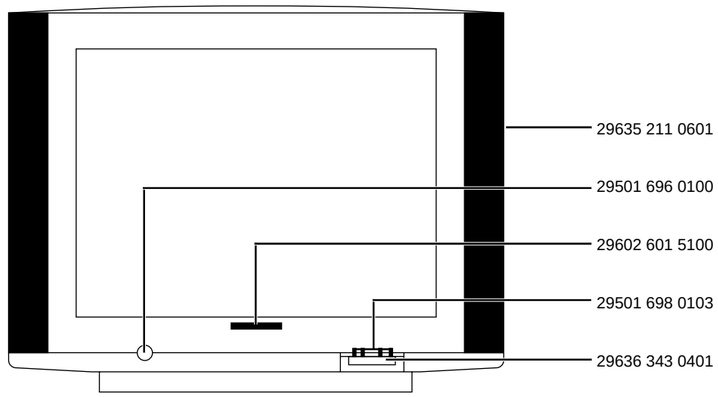

Es gelten die Vorschriften und Sicherheitshinweise gemäß dem Service Manual "Sicherheit", Mat.-Nummer 72010 800 0000, sowie zusätzlich die eventuell abweichenden, landesspezifischen Vorschriften!

The regulations and safety instructions shall be valid as provided by the "Safety" Service Manual, part number 72010 800 0000, as well as the respective national deviations.

ÄNDERUNGEN VORBEHALTEN / SUBJECT TO ALTERATION

GRUNDIG

Ersatzteilliste
Spare Parts List

TV

4 / 2000

MW 70-2701 DOLBY/FT

MATERIAL-NR. / PART NO.: 92194 365 9200 BESTELL-NR. / ORDER NO.: G.CL 42-92 GB TITAN
VERSION NR./VERSION NO.: **VNM**

POS. NR. POS. NO.	ABB. FIG.	MATERIAL-NR. PART NUMBER	ANZ. QTY.	BEZEICHNUNG (D)	DESCRIPTION (GB)
		92194 365 9200		MW 70-2701 DOLBY/FT TITAN KEIN E-TEIL	MW 70-2701 DOLBY/FT TITAN NO SPARE PART
0200.000		29635 391 0101		GEH-VORDERTEIL DRUCK KPL	CABINET FRONT PART PRINT
0201.000		19126 025 9701	2	LAUTSPRECHER	LOUDSPEAKER
0225.000		29636 310 0101		KLAPPE DRUCK KPL	FLAP PRINT CPL
0229.000		29602 603 5100		EMBLEM GRUNDIG	EMBLEM GRUNDIG
0300.000		29636 172 0302		GEH-RUECKTEIL OFB	CABINET REAR PART
0312.000		29700 638 0109		ABDECKUNG EURO-AV	COVER EURO AV
0320.000		29110 146 0502		TYPENAUFKLEBER VNM	TYPE LABEL VNM
0700.000	⚠	09246 151 8504		ENTMAGNETISIERUNGSSPULE M.HALTER	DEGAUSSING COIL W.HOLDER
0770.000		09647 889 0100		ABGLEICHELEMENT MAGNETSCHEIBE	ALIGNMENT PART MAGNETIC WASHER
		29501 083 2500		KEYBOARD KEIN E-TEIL	KEYBOARD NO SPARE PART
0921.000		29703 357 0100		TASTSCHALTER PROGRAMM +	KEY SWITCH PROGRAMME +
0922.000		29703 357 0100		TASTSCHALTER PROGRAMM -	KEY SWITCH PROGRAMME -
0923.000		29703 357 0100		TASTSCHALTER LAUTSTAERKE +	KEY SWITCH VOLUME +
0924.000		29703 357 0100		TASTSCHALTER LAUTSTAERKE -	KEY SWITCH VOLUME -
0925.000		29501 698 0103		TASTEN-SATZ PROGRAMM/LAUTSTAERKE	KEY SET PROGRAMME/VOLUME
1010.000		29305 008 3700		BUCHSENPLATTE	SOCKET BOARD
1083.000		29303 390 4200		KOPFHOERERBUCHSE 3,5 O.SCHALTER	HEADPHONE SOCKET 3,5 W/O SWITCH
1084.000		29303 168 0503		CINCH-BUCHSE 3-FACH FBAS/NF L,R	CINCH SOCKET 3 FOLD FBAS/AF L,R
1095.000		29501 699 0100		AUFNAHME-BUCHSENPLATTE	HOLDER PCB SOCKETBOARD
1100.000	⚠	83000 660 2300		BILDR.W 66 EGV 023X015 VIDEOCOLOR	PICT.TUBE W 66 EGV 023X015 VIDEOCOLOR
1110.000	⚠	29201 474 0101		ANODENKABEL M.HS-KONDENSATOR	ANODE CABLE HV CAPACITOR
1900.000		29305 165 7100		NETZSCHALTERPLATTE	POWER SWITCH BOARD
1960.000	⚠	29703 291 2205		NETZSCHALTER	POWER SWITCH
WW.	⚠	29703 291 3200		NETZSCHALTER 4A	POWER SWITCH 4A
1970.000		29501 696 0100		TASTE M.LICHTLEITER KPL	KEY LIGHT GUIDE CPL
2100.000	⚠	82909 913 8600		NETZKABEL KPL	POWER CABLE CPL
2300.000	⚠	29305 122 2500	X	BILDROHRPLATTE	PICTURE TUBE BOARD
2400.000		29642 061 1001		TP 810 C FERNBEDIENUNG	TP 810 C REMOTE CONTROL
		21943 941 0100		BEDIENUNGSANLEITUNG GB	OPERATING INSTRUCTIONS GB
		72010 026 0000		SERVICE MANUAL D/GB	SERVICE MANUAL D/GB
		72010 026 0300		SERVICE MANUAL D/GB 3.ERGAENZUNG	SERVICE MANUAL D/GB 3ND SUPPLEMENT
		29656 004 2600		MONTAGEZUBEHOER FUER BILDROHR KEIN E-TEIL	MOUNTING ACCESSORIES F.PICTURE NO SPARE PART
		29704 009 8200	X	CHASSIS-FS-STEREO CUC2059 NIC/16:9 KEIN E-TEIL	CHASSIS TV STEREO CUC2059 CUC2059 NIC/16:9 NO SPARE PART

X = SIEHE GESONDERTE E-LISTE
WW. = WAHLWEISE

X = SEE SEPARATE PARTS LIST
WW. = OPTIONAL

ÄNDERUNGEN VORBEHALTEN / SUBJECT TO ALTERATION

POS. NR. POS. NO.	MATERIAL-NR. PART NUMBER	BEZEICHNUNG DESCRIPTION
	29305 165 7100	NETZSCHALTERPLATTE POWER SWITCH BOARD
D 85001	83099 661 0000	LE-DIODE TLDR4100
	29305 008 3700	BUCHSENPLATTE SOCKET BOARD
IC 84001	83053 675 3000	IC TFMS5300 STEHEND
R 44504	87000 112 4600	KSW 0204 75 OHM 5%
T 44505	83032 075 4800	TRANS BC548C/ BC547C
T 44510	83032 075 5800	TRANS BC558C/ BC557C

POS. NR. POS. NO.	MATERIAL-NR. PART NUMBER	BEZEICHNUNG DESCRIPTION

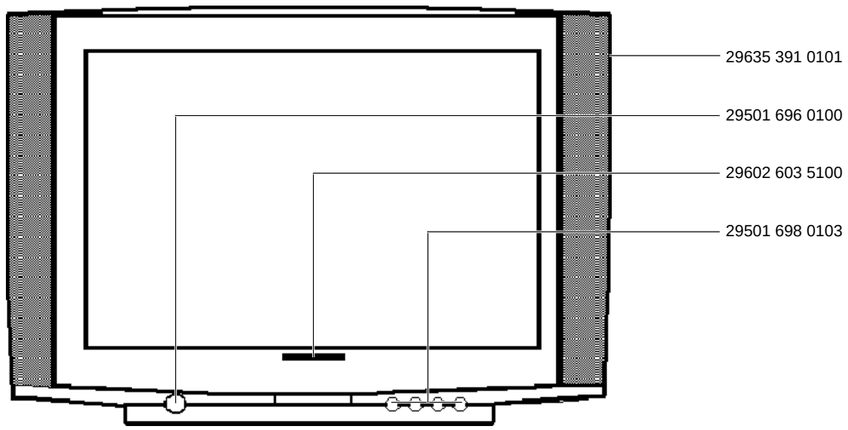

Es gelten die Vorschriften und Sicherheitshinweise gemäß dem Service Manual "Sicherheit", Mat.-Nummer 72010 800 0000, sowie zusätzlich die eventuell abweichenden, landesspezifischen Vorschriften!

The regulations and safety instructions shall be valid as provided by the "Safety" Service Manual, part number 72010 800 0000, as well as the respective national deviations.

ÄNDERUNGEN VORBEHALTEN / SUBJECT TO ALTERATION

GRUNDIG

Ersatzteilliste
Spare Parts List

TV

4 / 2000

MW 70-3699 DOLBY/FT

MATERIAL-NR. / PART NO.: 92189 965 9200 BESTELL-NR. / ORDER NO.: G.CL 39-92 GB TITANE
VERSION NR./VERSION NO.: **VNM**

POS. NR. POS. NO.	ABB. FIG.	MATERIAL-NR. PART NUMBER	ANZ. QTY.	BEZEICHNUNG (D)	DESCRIPTION (GB)
		92189 965 9200		MW 70-3699 DOLBY/FT TITANE KEIN E-TEIL	MW 70-3699 DOLBY/FT TITANE NO SPARE PART
0200.000		29625 852 0301		GEH-VORDERTEIL DRUCK KPL	CABINET FRONT PART PRINT CPL
0201.000		19126 025 9701	2	LAUTSPRECHER	LOUDSPEAKER
0225.000		29636 310 0101		KLAPPE DRUCK KPL	FLAP PRINT CPL
0229.000		29602 603 5100		EMBLEM GRUNDIG	EMBLEM GRUNDIG
0300.000		29636 172 0302		GEH-RUECKTEIL OFB	CABINET REAR PART SURFACE TREATED
0312.000		29700 638 0109		ABDECKUNG EURO-AV	COVER EURO AV
0320.000		29110 145 0501		TYPENAUFKLEBER VNM	TYPE LABEL VNM
0700.000	⚠	09246 151 8504		ENTMAGNETISIERUNGSSPULE M.HALTER	DEGAUSSING COIL W.HOLDER
0760.000		29628 483 0403	4	DISTANZSTUECK BILDROHR	SPACER PICTURE TUBE
0770.000		09647 889 0100		ABGLEICHELEMENT MAGNETSCHEIBE	ALIGNMENT PART MAGNETIC WASHER
		29501 083 2500		KEYBOARD KEIN E-TEIL	KEYBOARD NO SPARE PART
0921.000		29703 357 0100		TASTSCHALTER PROGRAMM +	KEY SWITCH PROGRAMME +
0922.000		29703 357 0100		TASTSCHALTER PROGRAMM -	KEY SWITCH PROGRAMME -
0923.000		29703 357 0100		TASTSCHALTER LAUTSTAERKE +	KEY SWITCH VOLUME +
0924.000		29703 357 0100		TASTSCHALTER LAUTSTAERKE -	KEY SWITCH VOLUME -
0925.000		29501 698 0103		TASTEN-SATZ PROGRAMM/LAUTSTAERKE	KEYS SET PROGRAMME/VOLUME
1010.000		29305 008 3700		BUCHSENPLATTE	SOCKET BOARD
1013.000		29303 390 4200		KOPFHOERERBUCHSE 3,5 O.SCHALTER	HEADPHONE SOCKET 3,5 W/O SWITCH
1014.000		29303 168 0503		CINCH-BUCHSE 3-FACH FBAS/NF L,R	CINCH SOCKET 3 FOLD FBAS/AF L,R
1015.000		29501 699 0100		AUFNAHME-BUCHSENPLATTE	HOLDER PCB SOCKETBOARD
1100.000	⚠	83000 660 2400		BILDR.W66EGV023X115 VIDEOCOCLOR	PICT.TUBE W66EGV023X115 VIDEOCOCLOR
1110.000	⚠	29201 474 0101		ANODENKABEL M.HS-KONDENSATOR	ANODE CABLE HV CAPACITOR
1900.000		29305 165 7100		NETZSCHALTERPLATTE	POWER SWITCH BOARD
1960.000	⚠	29703 291 2205		NETZSCHALTER	POWER SWITCH
WW.	⚠	29703 291 3200		NETZSCHALTER 4A	POWER SWITCH 4A
1970.000		29501 696 0100		TASTE M.LICHTLEITER KPL	KEY LIGHT GUIDE CPL
2100.000	⚠	82909 913 8600		NETZKABEL KPL	POWER CABLE CPL
2300.000	⚠	29305 122 2800	X	BILDROHRPLATTE	PICTURE TUBE BOARD
2400.000		29642 061 1001		TP 810 C FERNBEDIENUNG	TP 810 C REMOTE CONTROL
		21899 941 0300		BEDIENUNGSANLEITUNG GB	OPERATING INSTRUCTION GB
		72010 026 0000		SERVICE MANUAL D/GB	SERVICE MANUAL D/GB
		72010 026 0300		SERVICE MANUAL D/GB 3.ERGAENZUNG	SERVICE MANUAL D/GB 3RD SUPPLEMENT
		29656 004 2600		MONTAGEZUBEHOER FUER BILDROHR KEIN E-TEIL	MOUNTING ACCESSORIES F.PT NO SPARE PART
		29704 009 4400	X	CHASSIS-FS-STEREO CUC 2059 NIC/16:9/VC KEIN E-TEIL	CHASSIS TV STEREO CUC 2059 NIC/16:9/VC NO SPARE PART

X = SIEHE GESONDERTE E-LISTE
WW. = WAHLWEISE

X = SEE SEPARATE PARTS LIST
WW. = OPTIONAL

ÄNDERUNGEN VORBEHALTEN / SUBJECT TO ALTERATION

POS. NR. POS. NO.	MATERIAL-NR. PART NUMBER	BEZEICHNUNG DESCRIPTION
	29305 008 3700	BUCHSENPLATTE SOCKET BOARD
IC 84001	83053 675 3000	IC TFMS5300 STEHEND
R 44504	87000 112 4600	KSW 0204 75 OHM 5%
T 44505	83032 075 4800	TRANS BC548C/ BC547C
T 44510	83032 075 5800	TRANS BC558C/ BC557C
	29305 165 7100	NETZSCHALTERPLATTE POWER SWITCH BOARD
D 85001	83099 661 0000	LE-DIODE TLDR4100

POS. NR. POS. NO.	MATERIAL-NR. PART NUMBER	BEZEICHNUNG DESCRIPTION

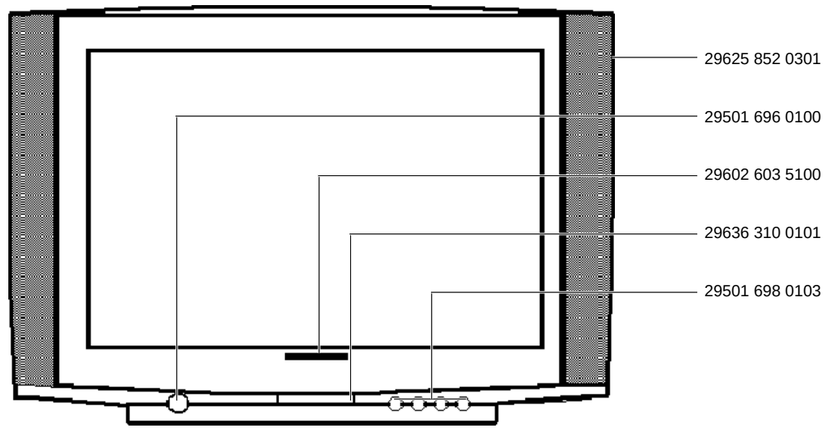

Es gelten die Vorschriften und Sicherheitshinweise gemäß dem Service Manual "Sicherheit", Mat.-Nummer 72010 800 0000, sowie zusätzlich die eventuell abweichenden, landesspezifischen Vorschriften!

⚠ (!)

The regulations and safety instructions shall be valid as provided by the "Safety" Service Manual, part number 72010 800 0000, as well as the respective national deviations.

ÄNDERUNGEN VORBEHALTEN / SUBJECT TO ALTERATION

GRUNDIG

Ersatzteilliste
Spare Parts List

TV

4 / 2000

ST 84-8910 NIC/DOLBY

MATERIAL-NR. / PART NO.: 92188 602 9000 BESTELL-NR. / ORDER NO.: G.CK 49-90 ANTHRAZIT-SOFT
VERSION NR./VERSION NO.: **VNM**

POS. NR. POS. NO.	ABB. FIG.	MATERIAL-NR. PART NUMBER	ANZ. QTY.	BEZEICHNUNG (D)	DESCRIPTION (GB)
		92188 602 9000		ST 84-8910 NIC/DOLBY KEIN E-TEIL	ST 84-8910 NIC/DOLBY NO SPARE PART
0200.000		29635 151 0500		GEH-VORDERTEIL KPL	CABINET FRONT PART CPL
0201.000		19126 025 9701	2	LAUTSPRECHER	LOUDSPEAKER
0207.000		29633 595 0301		ABDECKUNG M.STOFF KPL	COVER W.FABRIC CPL
WW.		29633 595 5301		ABDECKUNG M.STOFF KPL	COVER W.FABRIC CPL
0225.000		29636 582 0101		KLAPPE DRUCK KPL	FLAP PRINT CPL
0227.000		27041 217 0100		DRUCKSCHNAEPPER	PRESSURE SNAPPER
0229.000		29602 601 5100		EMBLEM GRUNDIG	EMBLEM GRUNDIG
0230.000		29633 291 0100		INFRA-FENSTER DRUCK KPL	INFRA WINDOW COMP.CPL.
0300.000		29631 493 0508		GEH-RUECKTEIL OFB	CABINET REAR PART SURFACE
0312.000		29700 638 0109		ABDECKUNG EURO-AV	COVER EURO-AV
0320.000		29110 185 0503		TYPENAUFKLEBER VNM	TYPE LABEL VNM
0700.000	⚠	09246 120 8500		ENTMAGNETISIERUNGSSPULE M.HALTER	DEGAUSSING COIL W.HOLDER
1100.000	⚠	83000 208 1000		BILDR.A80 EJA 33X104 VIDEOCOLOR	PICT.TUBE A80 EJA 33X104 VIDEOCOLOR
1110.000	⚠	29201 360 0311		ANODENKAPPE M.HOCHSPANNUNGSKABEL	ANODE CAP W.HIGH VOLTAGE CABLE
1300.000		29501 082 7000		BEDIENEINHEIT	CONTROL UNIT
1311.000		29703 357 0100		TASTSCHALTER PROGRAMM+	KEY SWITCH PROGRAMME+
1312.000		29703 357 0100		TASTSCHALTER PROGRAMM-	KEY SWITCH PROGRAMME-
1313.000		29703 357 0100		TASTSCHALTER LAUTSTAERKE+	KEY SWITCH VOLUME+
1314.000		29703 357 0100		TASTSCHALTER LAUTSTAERKE-	KEY SWITCH VOLUME-
1350.000		29501 639 5100		NETZTASTENKNOPF	POWER KEY
1360.000	⚠	29703 291 2205		NETZSCHALTER	POWER SWITCH
WW.	⚠	29703 291 3200		NETZSCHALTER 4A	POWER SWITCH 4A
1371.000		29501 593 0100		RAHMEN M.TASTEN	FRAME W.KEYS
1383.000		29303 390 4200		KOPFHOERERBUCHSE 3,5 O.SCHALTER	HEADPHONE SOCKET 3,5 W/O SWITCH
1384.000		29303 168 0503		CINCH-BUCHSE 3-FACH FBAS/NF L,R	CINCH SOCKET 3 FOLD FBAS/AF L,R
1396.000		29501 599 0102		ABDECKUNG S-BUCHSEN	COVER S-SOCKETS
2100.000	⚠	82909 913 1600		NETZKABEL KPL	POWER CABLE CPL
2300.000	⚠	29305 122 2800	X	BILDROHRPLATTE	PICTURE TUBE BOARD
2400.000		29642 061 1001		TP 810 C FERNBEDIENUNG	TP 810 C REMOTE CONTROL
		21886 941 0200		BEDIENUNGSANLEITUNG	OPERATING INSTRUCTIONS
		72010 026 0000		SERVICE MANUAL D/GB	SERVICE MANUAL D/GB
		72010 026 0300		SERVICE MANUAL D/GB 3.ERGAENZUNG	SERVICE MANUAL D/GB 3RD SUPPLEMENT
		29656 004 2800		MONTAGEZUBEHOER FUER BILD KEIN E-TEIL	MOUNTING ACCESSORIES F.PT NO SPARE PART
		29704 009 6700	X	CHASSIS-FS-STEREO CUC 2080 NIC/4:3 KEIN E-TEIL	CHASSIS TV STEREO CUC 2080 NIC/4:3 NO SPARE PART
				X=SIEHE GESONDERTE E-LISTE WW.=WAHLWEISE	X=SEE SEPARATE PARTS LIST WW.=OPTIONAL

ÄNDERUNGEN VORBEHALTEN / SUBJECT TO ALTERATION

POS. NR. POS. NO.	MATERIAL-NR. PART NUMBER	BEZEICHNUNG DESCRIPTION
	29501 082 7000	BEDIENEINHEIT CONTROL UNIT
C 01830	86682 030 2300	ABBLOCK-C 0,1 UF
D 01846	83099 446 0100	LE DIODE TLHR 4601
IC 08400	83053 675 3000	IC TFMS5300 STEHEND
T 04505	83032 055 4800	TRANS BC548B/ BC547B
T 04510	83032 055 5800	TRANS BC558B/ BC557B

POS. NR. POS. NO.	MATERIAL-NR. PART NUMBER	BEZEICHNUNG DESCRIPTION

Es gelten die Vorschriften und Sicherheitshinweise gemäß dem Service Manual "Sicherheit", Mat.-Nummer 72010 800 0000, sowie zusätzlich die eventuell abweichenden, landesspezifischen Vorschriften!

⚠ (!)

The regulations and safety instructions shall be valid as provided by the "Safety" Service Manual, part number 72010 800 0000, as well as the respective national deviations.

ÄNDERUNGEN VORBEHALTEN / SUBJECT TO ALTERATION

GRUNDIG

Ersatzteilliste
Spare Parts List

TV

4 / 2000

CHASSIS-FS-STEREO CUC 2058 NIC/16:9
CHASSIS TV STEREO CUC 2058 NIC/16:9

MATERIAL-NR. / PART NO.: 29704 009 4300

POS. NR. POS. NO.	ABB. FIG.	MATERIAL-NR. PART NUMBER	ANZ. QTY.	BEZEICHNUNG (D)	DESCRIPTION (GB)
		29704 009 4300		CHASSIS-FS-STEREO CUC 2058 NIC/16:9 KEIN E-TEIL	CHASSIS TV STEREO CUC 2058 NIC/16:9 NO SPARE PART
0100.000		29504 301 0100		TUNER-GLOBAL (PLL)	TUNER-GLOBAL (PLL)
WW.		81406 016 1200		TUNER PLL 5002PH5-3X0003	TUNER PLL 5002PH5-3X0003
0247.000		29303 119 6600	2	EURO-AV BUCHSENLEISTE 21-POL SW	EURO-AV SOCKET STRIP 21 P BLACK
0400.000		29305 129 0700	X	FEATURE/SVM PLATTE	FEATURE/SVM BOARD
0800.000		29305 129 0400	X	PANORAMA VIEW	PANORAMA VIEW
1000.000	⚠	09621 113 0206	4	SICHERUNGSHALTER SI60001/62501	FUSE HOLDER SI60001/62501
2200.000	⚠	29303 399 5100		NETZ EINBAUGERAETESTECKER	APPLIANCE COUPLER W.CABLE
2400.000		29303 153 0107	2	MONTAGECLIP IC50020/T60006	MOUNTING CLIP IC50020/T60006
2410.000		29303 153 0200		MONTAGECLIP IC40000	MOUNTING CLIP IC40000
2420.000		29303 153 0208		MONTAGECLIP T53001	MOUNTING CLIP T53001
2430.000		29303 153 1208	3	MONTAGECLIP IC61040/61050/61060	MOUNTING CLIP IC61040/61050/61060
2440.000		29303 153 1605		MONTAGECLIP T55002	MOUNTING CLIP T55002
2450.000		29303 156 1801		FOLIE WAERMELEITEND T60006	FOIL HEAT CONDUCTING T60006
2460.000		29303 156 2000	2	FOLIE WAERMELEITEND IC61040/61050	FOIL HEAT CONDUCTING IC61040/61050
				X = SIEHE GESONDERTE E-LISTE WW. = WAHLWEISE	X = SEE SEPARATE PARTS LIST WW. = OPTIONAL

POS. NR. POS. NO.	MATERIAL-NR. PART NUMBER	BEZEICHNUNG DESCRIPTION
C 40012	84529 961 5000	ELKO 2200UF 20% 25V
C 53002	85159 117 0600	FOKO FKP1/4 0,0155UF 3,5% 1600V
C 53009	85159 116 0200	FOKO FKP1 142PF 2,5% 2000V
C 54002	86500 670 4600	KERKO HV C 100PF 20% 1KV
C 54011	86500 670 4600	KERKO HV C 100PF 20% 1KV
C 54012	84529 961 5500	ELKO 4700UF 20% 25V
C 60001	86500 811 2500	KERKO HV C 1000PF 20% 1KV
C 60009	85159 116 0500	FOKO FKP1 220PF 5% 2000V
C 60022	84433 060 5900	ELKO 15 300/330UF 385V
WW.	84519 971 2400	ELKO #6 300UF +50-20% 385V
C 60023	86500 811 2500	KERKO HV C 1000PF 20% 1KV
C 60024	86500 811 2500	KERKO HV C 1000PF 20% 1KV
C 60026	86500 811 2500	KERKO HV C 1000PF 20% 1KV
C 60027	86500 811 2500	KERKO HV C 1000PF 20% 1KV
C 61016	85159 110 3800	FOKO FKP1 100PF 10% 1600V
C 61026	86500 670 4600	KERKO HV C 100PF 20% 1KV
C 61036	86500 670 4600	KERKO HV C 100PF 20% 1KV
C 61037	84520 970 5700	ELKO 28 1000UF 63V
C 61056	86500 670 4600	KERKO HV C 100PF 20% 1KV
C 62021 ⚠	86600 982 3400	SI-KERKO B-SS 1000PF 20%
C 62022 ⚠	86600 982 3400	SI-KERKO B-SS 1000PF 20%
C 62048 ⚠	86600 982 3400	SI-KERKO B-SS 1000PF 20%
C 62501 ⚠	85117 930 1800	MP3 0,1UF 20% 250VW
C 62502 ⚠	85117 930 1800	MP3 0,1UF 20% 250VW
C 62505 ⚠	85637 324 2500	FOKO KF #25 0,1UF 20% 250VW
CD 32411	83094 015 9200	SMD DIODE BA592
CD 32421	83094 015 9200	SMD DIODE BA592

POS. NR. POS. NO.	MATERIAL-NR. PART NUMBER	BEZEICHNUNG DESCRIPTION
CD 80007	83094 015 9200	SMD DIODE BA592
CIC32410	83058 140 9400	SMD IC MC14094BD
CIC43050	83058 145 5100	SMD IC MC14551BD/R2
CT 31005	83010 038 5800	SMD TRANS BC858B/ BC857B
CT 32105	83010 058 1700	SMD-TRANS.BC 817-25
CT 32111	83010 048 4800	SMD TRANS BC848B/ BC847B
CT 32119	83010 048 4800	SMD TRANS BC848B/ BC847B
CT 32122	83010 038 5800	SMD TRANS BC858B/ BC857B
CT 32123	83010 048 4800	SMD TRANS BC848B/ BC847B
CT 32124	83010 038 5800	SMD TRANS BC858B/ BC857B
CT 32128	83010 048 4800	SMD TRANS BC848B/ BC847B
CT 32132	83010 048 4800	SMD TRANS BC848B/ BC847B
CT 32308	83010 038 5800	SMD TRANS BC858B/ BC857B
CT 32310	83010 038 5800	SMD TRANS BC858B/ BC857B
CT 32312	83010 038 5800	SMD TRANS BC858B/ BC857B
CT 32315	83010 038 5800	SMD TRANS BC858B/ BC857B
CT 32415	83010 048 4800	SMD TRANS BC848B/ BC847B
CT 32430	83010 048 4800	SMD TRANS BC848B/ BC847B
CT 32431	83010 048 4800	SMD TRANS BC848B/ BC847B
CT 34031	83010 038 5800	SMD TRANS BC858B/ BC857B
CT 34075	83010 048 4800	SMD TRANS BC848B/ BC847B
CT 40059	83010 048 4800	SMD TRANS BC848B/ BC847B
CT 41022	83010 068 0800	SMD TRANS BC808-40
CT 41030	83010 068 0800	SMD TRANS BC808-40
CT 43095	83010 048 4800	SMD TRANS BC848B/ BC847B
CT 43246	83010 048 4800	SMD TRANS BC848B/ BC847B

ÄNDERUNGEN VORBEHALTEN / SUBJECT TO ALTERATION

POS. NR. POS. NO.	MATERIAL-NR. PART NUMBER	BEZEICHNUNG DESCRIPTION
CT 43255	83010 048 4800	SMD TRANS BC848B/ BC847B
CT 43289	83010 038 5800	SMD TRANS BC858B/ BC857B
CT 46004	83010 048 4800	SMD TRANS BC848B/ BC847B
CT 46009	83010 048 4800	SMD TRANS BC848B/ BC847B
CT 52253	83010 038 5800	SMD TRANS BC858B/ BC857B
CT 57005	83010 048 4800	SMD TRANS BC848B/ BC847B
CT 57020	83010 038 5800	SMD TRANS BC858B/ BC857B
CT 57021	83010 038 5800	SMD TRANS BC858B/ BC857B
CT 57112	83010 038 5800	SMD TRANS BC858B/ BC857B
CT 57113	83010 038 5800	SMD TRANS BC858B/ BC857B
CT 57124	83010 048 4800	SMD TRANS BC848B/ BC847B
CT 61043	83010 048 4800	SMD TRANS BC848B/ BC847B
CT 61053	83010 048 4800	SMD TRANS BC848B/ BC847B
CT 81030	83010 048 4800	SMD TRANS BC848B/ BC847B
CT 81058	83010 048 4800	SMD TRANS BC848B/ BC847B
CT 81091	83010 048 4800	SMD TRANS BC848B/ BC847B
CT 81508	83010 048 4800	SMD TRANS BC848B/ BC847B
CT 81511	83010 038 5800	SMD TRANS BC858B/ BC857B
D 31001	83097 071 3500	Z DIODE 33 B 0,5W
D 31007	83097 200 4800	Z DIODE 4,7 C 0,5W
D 32128	83092 150 4500	DIODE 1N4148
D 40064	83092 150 4500	DIODE 1N4148
D 40066	83092 150 4500	DIODE 1N4148
D 50011	83097 205 1000	Z DIODE 51 C 0,5W
D 50013	83092 150 2000	DIODE 1 N 4004
D 50014	83092 150 4500	DIODE 1N4148
D 52001	83092 150 4500	DIODE 1N4148
D 53003	83092 010 0500	DIODE BA157
D 53071 ⚠	83092 042 2800	DIODE BY228
D 53072 ⚠	83092 101 4400	DIODE BYW76
D 54001 ⚠	83092 042 6800	DIODE BYV16
D 54002	83095 162 8300	DIODE BYV 28-200 RA
D 54011	83095 162 8300	DIODE BYV 28-200 RA
D 57011	83092 150 4500	DIODE 1N4148
D 57012	83092 150 4500	DIODE 1N4148
D 57013	83092 150 4500	DIODE 1N4148
D 57014	83092 150 4500	DIODE 1N4148
D 57023	83092 150 4500	DIODE 1N4148
D 57101	83091 985 4200	DIODE BAT42/43/BAT85/86
D 57122	83092 150 4500	DIODE 1N4148
D 60005	83092 000 2100	DIODE BAV21
D 60006	83095 168 5400	DIODE BYT 54 M
D 60007	83095 168 5400	DIODE BYT 54 M
D 60012	83092 000 2100	DIODE BAV21
D 60023	83085 603 8400	GLR.SKB380C1500
D 60037	83092 000 2100	DIODE BAV21
D 61016 ⚠	83092 115 0800	DIODE SF5408
D 61036	83095 171 0800	DIODE BYT108-400
D 61056 ⚠	83095 171 7200	DIODE BYW172D
D 81020	83092 150 4500	DIODE 1N4148
F 32101	81411 124 0500	FILTER 7X7 405
F 32109	86027 550 4200	CER.TRAP 42
F 32121	81411 113 6000	FILTER 7X7 360
F 32410	81411 076 0000	SPULE 7X7 #600 FARBE342
F 32412	83190 034 5200	OFWFIL K3453K
IC 32000	83054 334 1500	IC MSP3411G-PO-XX
IC 32000	83054 334 5100	IC MSP3451G-PO-A1
IC 34015	83053 388 4300	IC TDA8843N2S1
IC 40000	83053 672 9700	IC TDA7297
IC 43280	83053 664 2500	IC TEA6425
IC 50020	83053 383 5000	IC TDA8350Q/N6
IC 60010	83053 546 0500	IC TDA4605/3
IC 61040	83052 043 1700	IC LM317T
IC 61050	83052 043 1700	IC LM317T
IC 61060	83052 057 0300	IC MC7805CT
IC 61310	83052 043 5700	IC LM358N
IC 80000	83052 100 6500	IC MC33164P-5RP

POS. NR. POS. NO.	MATERIAL-NR. PART NUMBER	BEZEICHNUNG DESCRIPTION
IC 81050	29798 215 0300	IC SDA545X OTP PROG.KPL
WW.	83051 553 5300	IC SDA5257-2-G303
IC 82005	83051 240 0800	IC M24C08B1/ M24C08-BN6
L 31043	81405 264 4000	DR ST 0411-GRP 8,2UH 10%
L 32023	81405 264 1900	DR AX 0411-GA 1UH 10%
L 32026	81405 260 3400	DR 0309 10UH 5%
L 32109	81405 264 4400	DR ST 0309-GRP 10UH 5%
L 32342	81405 052 4900	DR A AX-GA 10UH 10%
L 43098	81405 117 4800	DR 0411 22UH 10%
L 46022	81405 264 5800	DR 0309 2,7UH 5% ST
L 53001	81049 820 5600	FERRITPERLE HF70 BTL 3,5X6
L 53002	81049 820 5600	FERRITPERLE HF70 BTL 3,5X6
L 53003	81049 820 5600	FERRITPERLE HF70 BTL 3,5X6 FERRITE BEAD
L 53011	81405 052 4900	DR A AX-GA 10UH 10%
L 53012	09240 110 5100	DROSSEL 2,2 MH
L 53021	29203 110 9500	LINEARITAETSREGLER (110) LINEARITY CONTROL
L 53074	09246 846 5600	BRUECKENSPULE (110) BRIDGE COIL
L 55006	09245 816 0100	O/W AUSKOPPELSPULE E/W DECOUPLING COIL
L 60006	81049 820 5700	FERRITPERLE 3,6UH
L 60012	81049 820 1400	DAEMPF-PERLE 433003038102
L 61016	81049 820 1400	DAEMPF-PERLE 433003038102
L 61026	81049 820 1400	DAEMPF-PERLE 433003038102
L 61036	81049 820 1400	DAEMPF-PERLE 433003038102
L 61056	81049 820 1400	DAEMPF-PERLE 433003038102 DAMPING BEAD
L 62501 ⚠	29500 825 9700	ENTSTOER-DR INTERFERENCE CHOKE
L 81062	81049 820 5100	FERRITPERLE HF55 BTL 3,5X4,5 FERRITE BEAD
OK 60031⚠	83060 000 1200	OPTOKOPPLER CNY17F1
Q 32305	83824 391 8600	QUARZ #439-9 18,432MHZ 12PF
Q 34043	83821 360 0400	QUARZ #136 2A 4,433619MHZ 20PF
Q 80001	83822 460 9600	QUARZ 6,0 MHZ
R 21117 ⚠	87053 690 1300	MOW 0617 3,3 OHM 5%
R 32359 ⚠	87003 290 4700	KSW NB 0207 82 OHM 5% LI
R 40012 ⚠	87322 960 1100	DRW 6,5 2,7 OHM 10%
R 43098 ⚠	87011 190 2100	KSW SI B 6,8 OHM 5%
R 50011 ⚠	87011 210 3700	KSW SI B 33 OHM 5% LI
R 50021 ⚠	87663 274 0500	MSW 0207 1,5 OHM 1%
R 50022 ⚠	87663 272 0700	MSW 0207 1,8 OHM 2%
R 50024 ⚠	87663 570 5700	MSW 0414 220 OHM 5%
R 52004 ⚠	87053 290 3300	MOW 0411 27 OHM 5% LI
R 53001 ⚠	87004 290 2300	KSW NB 0207 8,2 OHM 5% ST
R 53002 ⚠	87004 290 9700	KSW NB 0207 10 KOHM 5% ST
R 53011	87052 270 2100	MOW 0411 6,8 OHM 5%
R 53016 ⚠	87301 792 2100	DRW 7 6,8 OHM 10% ST
R 53021 ⚠	87053 290 7100	MOW 0411 820 OHM 5%
R 54001 ⚠	87053 290 2700	MOW 0411 12 OHM 5% LI
R 54003 ⚠	87003 290 0900	KSW NB 0207 2,2 OHM
R 54012 ⚠	87350 032 0100	DRW 0,75W 1 OHM 10%
R 55006 ⚠	87012 308 1700	NKS 3 4,7 OHM 5%
R 60001	87000 491 3100	KSW 0411 270 KOHM 5%
R 60002	87650 441 4100	MSW 0411 680 KOHM 5%
R 60003	87650 441 4100	MSW 0411 680 KOHM 5%
R 60007	87000 491 1700	KSW 0411 68 KOHM 5%
R 60008 ⚠	87053 691 0500	MOW 0617 22 KOHM 5% LI
R 60009 ⚠	87053 691 0500	MOW 0617 22 KOHM 5% LI
R 60016 ⚠	87053 690 4300	MOW 0617 56 OHM 5% LI
R 60021	83110 050 1700	NTC 4,7 OHM 30%
R 60029 ⚠	87053 693 1900	MOW 0617 82 KOHM 10% LI
R 61018	87650 441 2900	MSW 0414 220 KOHM 5%
R 61019 ⚠	87001 213 3300	KSW 0207 330 KOHM 5% LI

ÄNDERUNGEN VORBEHALTEN / SUBJECT TO ALTERATION

POS. NR. POS. NO.	MATERIAL-NR. PART NUMBER	BEZEICHNUNG DESCRIPTION
R 61313	87900 500 5400	ESTR.SK10-A 22 KOHM LIN
R 62049 ⚠	87663 491 6100	MSW SI 0414 4,7 MOHM 5% LI
R 62505 ⚠	83112 000 1200	PTC #3 DUO
SI 40012 ⚠	83156 190 2800	SI LOET T1,6A 250V
SI 40070 ⚠	83156 210 2700	SI LOET T2,5A 250V
SI 52001 ⚠	83156 120 2700	SI LOET T315MA 250V
SI 60001 ⚠	83156 190 0300	SI 5X20 T1,6A L 250V
SI 61026 ⚠	83156 230 0800	SI LOET T4A 250V
SI 61036 ⚠	83156 230 0800	SI LOET T4A 250V
SI 61056 ⚠	83156 210 2700	SI LOET T2,5A 250V
SI 62501 ⚠	83156 170 0600	SI 5X20 T2,5A L 250V
T 52001	83032 856 3700	TRANS.BC 637
T 53001	83029 000 1900	TRANS S2000N
T 55002	83029 901 2000	TRANS STP10NB20FP
T 60006	83028 050 5000	TRANS IRFPC50
T 61301	83032 055 4800	TRANS BC548B/BC547B
TR 52001	09246 866 0402	TRAFO TREIBER DRIVER TRANSFORMER
TR 53010 ⚠	29221 029 6300	TRAFO DIODEN-SPLIT (110) DIODE SPLIT TRANSFORMER CPL
TR 61001 ⚠	29201 340 9700	TRAFO SPERRWANDLER REVERSE CONVERTER TRANSFORMER

POS. NR. POS. NO.	MATERIAL-NR. PART NUMBER	BEZEICHNUNG DESCRIPTION

Es gelten die Vorschriften und Sicherheitshinweise gemäß dem Service Manual "Sicherheit", Mat.-Nummer 72010 800 0000, sowie zusätzlich die eventuell abweichenden, landesspezifischen Vorschriften!

⚠ (!)

The regulations and safety instructions shall be valid as provided by the "Safety" Service Manual, part number 72010 800 0000, as well as the respective national deviations.

ÄNDERUNGEN VORBEHALTEN / SUBJECT TO ALTERATION

GRUNDIG

Ersatzteilliste
Spare Parts List

TV

4 / 2000

CHASSIS-FS-STEREO CUC 2059 NIC 16:9/VC
CHASSIS TV STEREO CUC 2059 NIC 16:9/VC

MATERIAL-NR. / PART NO.: 29704 009 4400

POS. NR. POS. NO.	ABB. FIG.	MATERIAL-NR. PART NUMBER	ANZ. QTY.	BEZEICHNUNG (D)	DESCRIPTION (GB)
		29704 009 4400		CHASSIS-FS-STEREO CUC 2059 NIC 16:9/VC KEIN E-TEIL	CHASSIS TV STEREO CUC 2059 NIC 16:9/VC NO SPARE PART
0100.000		29504 301 0100		TUNER-GLOBAL (PLL)	TUNER-GLOBAL (PLL)
WW.		81406 016 1200		TUNER PLL 5002PH5-3X0003	TUNER PLL 5002PH5-3X0003
0247.000		29303 119 6600	2	EURO-AV BUCHSENLEISTE 21-POL SW	EURO-AV SOCKET STRIP 21 P BLACK
0400.000		29305 129 0700	X	FEATURE/SVM PLATTE	FEATURE/SVM BOARD
0800.000		29305 129 0400	X	PANORAMA VIEW	PANORAMA VIEW
1000.000	⚠	09621 113 0206	4	SICHERUNGSHALTER SI60001/62501	FUSE HOLDER SI60001/62501
2200.000	⚠	29303 399 5100		NETZ EINBAUGERAETESTECKER	APPLIANCE COUPLER W.CABLE
2400.000		29303 153 0107	2	MONTAGECLIP IC50020/T60006	MOUNTING CLIP IC50020/T60006
2410.000		29303 153 0200		MONTAGECLIP IC40000	MOUNTING CLIP IC40000
2420.000		29303 153 0208		MONTAGECLIP T53001	MOUNTING CLIP T53001
2430.000		29303 153 1208	3	MONTAGECLIP IC61040/61050/61060	MOUNTING CLIP IC61040/61050/61060
2440.000		29303 153 1605		MONTAGECLIP T55002	MOUNTING CLIP T55002
2450.000		29303 156 1801		FOLIE WAERMELEITEND T60006	FOIL HEAT CONDUCTING T60006
2460.000		29303 156 2000	2	FOLIE WAERMELEITEND IC61040/61050	FOIL HEAT CONDUCTING IC61040/61050

X = SIEHE GESONDERTE E-LISTE
WW. = WAHLWEISE

X = SEE SEPARATE PARTS LIST
WW. = OPTIONAL

POS. NR. POS. NO.	MATERIAL-NR. PART NUMBER	BEZEICHNUNG DESCRIPTION
C 40012	84529 961 5000	ELKO 2200UF 20% 25V
C 53002	85159 117 0600	FOKO FKP1/4 0,0155UF 3,5% 1600V
C 53009	85159 116 0200	FOKO FKP1 142PF 2,5% 2000V
C 54002	86500 670 4600	KERKO HV C 100PF 20% 1KV
C 54011	86500 670 4600	KERKO HV C 100PF 20% 1KV
C 54012	84529 961 5500	ELKO 4700UF 20% 25V
C 60001	86500 811 2500	KERKO HV C 1000PF 20% 1KV
C 60009	85159 116 0500	FOKO FKP1 220PF 5% 2000V
C 60022	84433 060 5900	ELKO 15 300/330UF 385V
WW.	84519 971 2400	ELKO #6 300UF +50-20% 385V
C 60023	86500 811 2500	KERKO HV C 1000PF 20% 1KV
C 60024	86500 811 2500	KERKO HV C 1000PF 20% 1KV
C 60026	86500 811 2500	KERKO HV C 1000PF 20% 1KV
C 60027	86500 811 2500	KERKO HV C 1000PF 20% 1KV
C 61016	85159 110 3800	FOKO FKP1 100PF 10% 1600V
C 61026	86500 670 4600	KERKO HV C 100PF 20% 1KV
C 61036	86500 670 4600	KERKO HV C 100PF 20% 1KV
C 61037	84520 970 5700	ELKO 28 1000UF 63V
C 61056	86500 670 4600	KERKO HV C 100PF 20% 1KV
C 62021 ⚠	86600 982 3400	SI-KERKO B-SS 1000PF 20%
C 62022 ⚠	86600 982 3400	SI-KERKO B-SS 1000PF 20%
C 62048 ⚠	86600 982 3400	SI-KERKO B-SS 1000PF 20%
C 62501 ⚠	85117 930 1800	MP3 0,1UF 20% 250VW
C 62502 ⚠	85117 930 1800	MP3 0,1UF 20% 250VW
C 62505 ⚠	85637 324 2500	FOKO KF #25 0,1UF 20% 250VW
CD 32411	83094 015 9200	SMD DIODE BA592
CD 32421	83094 015 9200	SMD DIODE BA592

POS. NR. POS. NO.	MATERIAL-NR. PART NUMBER	BEZEICHNUNG DESCRIPTION
CD 80007	83094 015 9200	SMD DIODE BA592
CIC32410	83058 140 9400	SMD IC MC14094BD
CIC43050	83058 145 5100	SMD IC MC14551BD/R2
CT 31005	83010 038 5800	SMD TRANS BC858B/ BC857B
CT 32105	83010 058 1700	SMD-TRANS.BC 817-25
CT 32111	83010 048 4800	SMD TRANS BC848B/ BC847B
CT 32119	83010 048 4800	SMD TRANS BC848B/ BC847B
CT 32122	83010 038 5800	SMD TRANS BC858B/ BC857B
CT 32123	83010 048 4800	SMD TRANS BC848B/ BC847B
CT 32124	83010 038 5800	SMD TRANS BC858B/ BC857B
CT 32128	83010 048 4800	SMD TRANS BC848B/ BC847B
CT 32132	83010 048 4800	SMD TRANS BC848B/ BC847B
CT 32308	83010 038 5800	SMD TRANS BC858B/ BC857B
CT 32310	83010 038 5800	SMD TRANS BC858B/ BC857B
CT 32312	83010 038 5800	SMD TRANS BC858B/ BC857B
CT 32315	83010 038 5800	SMD TRANS BC858B/ BC857B
CT 32415	83010 048 4800	SMD TRANS BC848B/ BC847B
CT 32430	83010 048 4800	SMD TRANS BC848B/ BC847B
CT 32431	83010 048 4800	SMD TRANS BC848B/ BC847B
CT 34031	83010 038 5800	SMD TRANS BC858B/ BC857B
CT 34075	83010 048 4800	SMD TRANS BC848B/ BC847B
CT 40059	83010 048 4800	SMD TRANS BC848B/ BC847B
CT 41022	83010 068 0800	SMD TRANS BC808-40
CT 41030	83010 068 0800	SMD TRANS BC808-40
CT 43095	83010 048 4800	SMD TRANS BC848B/ BC847B
CT 43246	83010 048 4800	SMD TRANS BC848B/ BC847B

ÄNDERUNGEN VORBEHALTEN / SUBJECT TO ALTERATION

POS. NR. POS. NO.	MATERIAL-NR. PART NUMBER	BEZEICHNUNG DESCRIPTION
CT 43255	83010 048 4800	SMD TRANS BC848B/ BC847B
CT 43289	83010 038 5800	SMD TRANS BC858B/ BC857B
CT 46004	83010 048 4800	SMD TRANS BC848B/ BC847B
CT 46009	83010 048 4800	SMD TRANS BC848B/ BC847B
CT 52253	83010 038 5800	SMD TRANS BC858B/ BC857B
CT 57005	83010 048 4800	SMD TRANS BC848B/ BC847B
CT 57020	83010 038 5800	SMD TRANS BC858B/ BC857B
CT 57021	83010 038 5800	SMD TRANS BC858B/ BC857B
CT 57112	83010 038 5800	SMD TRANS BC858B/ BC857B
CT 57113	83010 038 5800	SMD TRANS BC858B/ BC857B
CT 57124	83010 048 4800	SMD TRANS BC848B/ BC847B
CT 61043	83010 048 4800	SMD TRANS BC848B/ BC847B
CT 61053	83010 048 4800	SMD TRANS BC848B/ BC847B
CT 81030	83010 048 4800	SMD TRANS BC848B/ BC847B
CT 81058	83010 048 4800	SMD TRANS BC848B/ BC847B
CT 81091	83010 048 4800	SMD TRANS BC848B/ BC847B
CT 81508	83010 048 4800	SMD TRANS BC848B/ BC847B
CT 81511	83010 038 5800	SMD TRANS BC858B/ BC857B
D 31001	83097 071 3500	Z DIODE 33 B 0,5W
D 31007	83097 200 4800	Z DIODE 4,7 C 0,5W
D 32128	83092 150 4500	DIODE 1N4148
D 40064	83092 150 4500	DIODE 1N4148
D 40066	83092 150 4500	DIODE 1N4148
D 50011	83097 205 1000	Z DIODE 51 C 0,5W
D 50013	83092 150 2000	DIODE 1 N 4004
D 50014	83092 150 4500	DIODE 1N4148
D 52001	83092 150 4500	DIODE 1N4148
D 53003	83092 010 0500	DIODE BA157
D 53071 ⚠	83092 042 2800	DIODE BY228
D 53072 ⚠	83092 101 4400	DIODE BYW76
D 54001 ⚠	83092 042 6800	DIODE BYV16
D 54002	83095 162 8300	DIODE BYV 28-200 RA
D 54011	83095 162 8300	DIODE BYV 28-200 RA
D 57011	83092 150 4500	DIODE 1N4148
D 57012	83092 150 4500	DIODE 1N4148
D 57013	83092 150 4500	DIODE 1N4148
D 57014	83092 150 4500	DIODE 1N4148
D 57023	83092 150 4500	DIODE 1N4148
D 57101	83091 985 4200	DIODE BAT42/43/BAT85/86
D 57122	83092 150 4500	DIODE 1N4148
D 60005	83092 000 2100	DIODE BAV21
D 60006	83095 168 5400	DIODE BYT 54 M
D 60007	83095 168 5400	DIODE BYT 54 M
D 60012	83092 000 2100	DIODE BAV21
D 60023	83085 603 8400	GLR.SKB380C1500
D 60037	83092 000 2100	DIODE BAV21
D 61016 ⚠	83092 115 0800	DIODE SF5408
D 61036	83095 171 0800	DIODE BYT108-400
D 61036	83095 171 0800	DIODE BYT108-400
D 61056 ⚠	83095 171 7200	DIODE BYW172D
D 81020	83092 150 4500	DIODE 1N4148
F 32101	81411 124 0500	FILTER 7X7 405
F 32109	86027 550 4200	CER.TRAP 42
F 32121	81411 113 6000	FILTER 7X7 360
F 32410	81411 076 0000	SPULE 7X7 #600 FARBE342
F 32412	83190 034 5200	OFWFIL K3453K
IC 32000	83054 334 5100	IC MSP3451G-PO-A1
IC 32000	83054 334 1500	IC MSP3411G-PO-XX
IC 34015	83053 388 4300	IC TDA8843N2S1
IC 40000	83053 672 9700	IC TDA7297
IC 43280	83053 664 2500	IC TEA6425
IC 50020	83053 383 5000	IC TDA8350Q/N6
IC 60010	83053 546 0500	IC TDA4605/3
IC 61040	83052 043 1700	IC LM317T
IC 61050	83052 043 1700	IC LM317T
IC 61060	83052 057 0300	IC MC7805CT
IC 61310	83052 043 5700	IC LM358N

POS. NR. POS. NO.	MATERIAL-NR. PART NUMBER	BEZEICHNUNG DESCRIPTION
IC 80000	83052 100 6500	IC MC33164P-5RP
IC 81050	29798 215 0300	IC SDA545X OTP PROG.KPL
WW.	83051 553 5300	IC SDA5257-2-G303
IC 82005	83051 240 0800	IC M24C08B1/M24C08-BN6
L 31043	81405 264 4000	DR ST 0411-GRP 8,2UH 10%
L 32023	81405 264 1900	DR AX 0411-GA 1UH 10%
L 32026	81405 260 3400	DR 0309 10UH 5%
L 32109	81405 264 4400	DR ST 0309-GRP 10UH 5%
L 32342	81405 052 4900	DR A AX-GA 10UH 10%
L 43098	81405 117 4800	DR 0411 22UH 10%
L 46022	81405 264 5800	DR 0309 2,7UH 5% ST
L 53001	81049 820 5600	FERRITPERLE HF70 BTL 3,5X6
L 53002	81049 820 5600	FERRITPERLE HF70 BTL 3,5X6
L 53003	81049 820 5600	FERRITPERLE HF70 BTL 3,5X6 FERRITE BEAD
L 53011	81405 052 4900	DR A AX-GA 10UH 10%
L 53012	09240 110 5100	DROSSEL 2,2 MH
L 53021	29203 110 9500	LINEARITAETSREGLER (110) LINEARITY CONTROL
L 53074	09246 846 5600	BRUECKENSPULE (110) BRIDGE COIL
L 55006	09245 816 0100	O/W AUSKOPPELSPULE E/W DECOUPLING COIL
L 60006	81049 820 5700	FERRITPERLE 3,6UH
L 60012	81049 820 1400	DAEMPF-PERLE 433003038102
L 61016	81049 820 1400	DAEMPF-PERLE 433003038102
L 61026	81049 820 1400	DAEMPF-PERLE 433003038102
L 61036	81049 820 1400	DAEMPF-PERLE 433003038102
L 61056	81049 820 1400	DAEMPF-PERLE 433003038102 DAMPING BEAD
L 62501 ⚠	29500 825 9700	ENTSTOER-DR INTERFERENCE CHOKE
L 81062	81049 820 5100	FERRITPERLE HF55 BTL 3,5X4,5 FERRITE BEAD
OK 60031 ⚠	83060 000 1200	OPTOKOPPLER CNY17F1
Q 32305	83824 391 8600	QUARZ #439-9 18,432MHZ 12PF
Q 34043	83821 360 0400	QUARZ #136 2A 4,433619MHZ 20PF
Q 80001	83822 460 9600	QUARZ 6,0 MHZ
R 21117 ⚠	87053 690 1300	MOW 0617 3,3 OHM 5%
R 32359 ⚠	87003 290 4700	KSW NB 0207 82 OHM 5% LI
R 40012 ⚠	87322 960 1100	DRW 6,5 2,7 OHM 10%
R 43098 ⚠	87011 190 2100	KSW SI B 6,8 OHM 5%
R 50011 ⚠	87011 210 3700	KSW SI B 33 OHM 5% LI
R 50021 ⚠	87663 274 0500	MSW 0207 1,5 OHM 1%
R 50022 ⚠	87663 272 0700	MSW 0207 1,8 OHM 2%
R 50024 ⚠	87663 570 5700	MSW 0414 220 OHM 5%
R 52004 ⚠	87053 290 3300	MOW 0411 27 OHM 5% LI
R 53001 ⚠	87004 290 2300	KSW NB 0207 8,2 OHM 5% ST
R 53002 ⚠	87004 290 9700	KSW NB 0207 10 KOHM 5% ST
R 53011	87052 270 2100	MOW 0411 6,8 OHM 5%
R 53016 ⚠	87301 792 2100	DRW 7 6,8 OHM 10% ST
R 53021 ⚠	87053 290 7100	MOW 0411 820 OHM 5%
R 54001 ⚠	87053 290 2700	MOW 0411 12 OHM 5% LI
R 54003 ⚠	87003 290 0900	KSW NB 0207 2,2 OHM
R 54012 ⚠	87350 032 0100	DRW 0,75W 1 OHM 10%
R 55006 ⚠	87012 308 1700	NKS 3 4,7 OHM 5%
R 60001	87000 491 3100	KSW 0411 270 KOHM 5%
R 60002	87650 441 4100	MSW 0411 680 KOHM 5%
R 60003	87650 441 4100	MSW 0411 680 KOHM 5%
R 60007	87000 491 1700	KSW 0411 68 KOHM 5%
R 60008 ⚠	87053 691 0500	MOW 0617 22 KOHM 5% LI
R 60009 ⚠	87053 691 0500	MOW 0617 22 KOHM 5% LI
R 60016 ⚠	87053 690 4300	MOW 0617 56 OHM 5% LI
R 60021	83110 050 1700	NTC 4,7 OHM 30%
R 60029 ⚠	87053 693 1900	MOW 0617 82 KOHM 10% LI
R 61018	87650 441 2900	MSW 0414 220 KOHM 5%

ÄNDERUNGEN VORBEHALTEN / SUBJECT TO ALTERATION

POS. NR. POS. NO.	MATERIAL-NR. PART NUMBER	BEZEICHNUNG DESCRIPTION
R 61019 ⚠	87001 213 3300	KSW 0207 330 KOHM 5% LI
R 61313	87900 500 5400	ESTR.SK10-A 22 KOHM LIN
R 62049 ⚠	87663 491 6100	MSW SI 0414 4,7 MOHM 5% LI
R 62505 ⚠	83112 000 1200	PTC #3 DUO
SI 40012 ⚠	83156 190 2800	SI LOET T1,6A 250V
SI 40070 ⚠	83156 210 2700	SI LOET T2,5A 250V
SI 52001 ⚠	83156 120 2700	SI LOET T315MA 250V
SI 60001 ⚠	83156 190 0300	SI 5X20 T1,6A L 250V
SI 61026 ⚠	83156 230 0800	SI LOET T4A 250V
SI 61036 ⚠	83156 230 0800	SI LOET T4A 250V
SI 61056 ⚠	83156 210 2700	SI LOET T2,5A 250V
SI 62501 ⚠	83156 170 0600	SI 5X20 T2,5A L 250V
T 52001	83032 856 3700	TRANS.BC 637
T 53001	83029 000 1900	TRANS S2000N
T 55002	83029 901 2000	TRANS STP10NB20FP
T 60006	83028 050 5000	TRANS IRFPC50
T 61301	83032 055 4800	TRANS BC548B/ BC547B
TR 52001	09246 866 0402	TRAFO TREIBER DRIVER TRANSFORMER
TR 53010 ⚠	29221 029 6300	TRAFO DIODEN-SPLIT (110) DIODE SPLIT TRANSFORMER CPL
TR 61000 ⚠	29201 340 9700	TRAFO SPERRWANDLER REVERSE CONVERTER TRANSFORMER

POS. NR. POS. NO.	MATERIAL-NR. PART NUMBER	BEZEICHNUNG DESCRIPTION

Es gelten die Vorschriften und Sicherheitshinweise gemäß dem Service Manual "Sicherheit", Mat.-Nummer 72010 800 0000, sowie zusätzlich die eventuell abweichenden, landesspezifischen Vorschriften!

⚠ (!)

The regulations and safety instructions shall be valid as provided by the "Safety" Service Manual, part number 72010 800 0000, as well as the respective national deviations.

ÄNDERUNGEN VORBEHALTEN / SUBJECT TO ALTERATION

GRUNDIG

Ersatzteilliste
Spare Parts List

TV

4 / 2000

CHASSIS-FS-STEREO CUC 2030 (A) NIC/4:3
CHASSIS TV STEREO CUC 2030 (A) NIC/4:3

MATERIAL-NR. / PART NO.: 29704 009 6400

POS. NR. POS. NO.	ABB. FIG.	MATERIAL-NR. PART NUMBER	ANZ. QTY.	BEZEICHNUNG (D)	DESCRIPTION (GB)
		29704 009 6400		CHASSIS-FS-STEREO CUC 2030(A) NIC/4:3 KEIN E-TEIL	CHASSIS TV STEREO CUC 2030(A) NIC/4:3 NO SPARE PART
0100.000		29504 301 0100		TUNER-GLOBAL (PLL)	TUNER-GLOBAL (PLL)
0255.000		29303 119 6600	2	EURO-AV BUCHSENLEISTE 21-POL SW	EURO-AV SOCKET STRIP 21 P BLACK
0300.000		29305 219 1400		PROZESSORPLATTE	PROCESSOR BOARD
1000.000	⚠	09621 113 0206	4	SICHERUNGSHALTER	FUSE HOLDER
2200.000	⚠	29303 399 5100		NETZ EINBAUGERAETESTECKER	APPLIANCE COUPLER W.CABLE
2400.000		29303 153 0107		MONTAGECLIP IC50020	MOUNTING CLIP IC50020
2410.000		29303 153 0200		MONTAGECLIP IC40000	MOUNTING CLIP IC40000
2410.000		29303 153 0208		MONTAGECLIP T53001	MOUNTING CLIP T53001
2430.000		29303 153 1208	3	MONTAGECLIP IC61040/61050/61060	MOUNTING CLIP IC61040/61050/61060
2440.000		29303 153 1600		MONTAGECLIP T60020	MOUNTING CLIP T60020
2470.000		29303 156 2000	3	FOLIE WAERMELEITEND IC61040/61050/T60020	FOIL HEAT CONDUCTING IC61040/61050/T60020

POS. NR. POS. NO.	MATERIAL-NR. PART NUMBER	BEZEICHNUNG DESCRIPTION
C 40012	84151 661 0600	ELKO 1000UF 20% 16V
C 53002	85159 111 1400	FOKO KF #35 9000PF 3,5% 1500V
C 53009	85159 116 0200	FOKO FKP1 142PF 2,5% 2000V
C 54002	86500 670 4600	KERKO HV C 100PF 20% 1KV
C 54011	86500 670 4600	KERKO HV C 100PF 20% 1KV
C 54012	84529 961 5500	ELKO 4700UF 20% 25V
C 60001	86500 811 2500	KERKO HV C 1000PF 20% 1KV
C 60010	85159 110 3800	FOKO FKP1 100PF 10% 1600V
C 60022	84435 060 5600	ELKO #22 220UF 385V
C 60023	86500 811 2500	KERKO HV C 1000PF 20% 1KV
C 60024	86500 811 2500	KERKO HV C 1000PF 20% 1KV
C 60026	86500 811 2500	KERKO HV C 1000PF 20% 1KV
C 60027	86500 811 2500	KERKO HV C 1000PF 20% 1KV
C 61016	85159 110 3800	FOKO FKP1 100PF 10% 1600V
C 61036	86500 670 4600	KERKO HV C 100PF 20% 1KV
C 61056	86500 670 4600	KERKO HV C 100PF 20% 1KV
C 62021 ⚠	86600 982 3400	SI-KERKO B-SS 1000PF 20% 400V
C 62022 ⚠	86600 982 3400	SI-KERKO B-SS 1000PF 20% 400V
C 62048 ⚠	86600 982 3400	SI-KERKO B-SS 1000PF 20% 400V
C 62501 ⚠	85117 930 1800	MP3 0,1UF 20% 250VW
C 62502 ⚠	85117 930 1800	MP3 0,1UF 20% 250VW
C 62505 ⚠	85637 324 2500	FOKO KF #25 0,1UF 20% 250VW
CD 32411	83094 015 9200	SMD DIODE BA592/ BA78
CD 32421	83094 015 9200	SMD DIODE BA592/ BA78
CD 80007	83094 015 9200	SMD DIODE BA592/ BA78
CIC32410	83058 140 9400	SMD IC MC14094BD
CIC43050	83058 145 5100	SMD IC MC14551BD/R2
CIC80420	83058 905 0200	SMD IC TC551001CF-85L SOP
CIC80905	83059 454 5200	SMD IC SDA5450M P-MQF-P80
CT 31005	83010 038 5800	SMD TRANS BC858B/ BC857B

POS. NR. POS. NO.	MATERIAL-NR. PART NUMBER	BEZEICHNUNG DESCRIPTION
CT 32105	83010 058 1700	SMD-TRANS.BC 817-25
CT 32111	83010 048 4800	SMD TRANS BC848B/ BC847B
CT 32119	83010 048 4800	SMD TRANS BC848B/ BC847B
CT 32122	83010 038 5800	SMD TRANS BC858B/ BC857B
CT 32123	83010 048 4800	SMD TRANS BC848B/ BC847B
CT 32124	83010 038 5800	SMD TRANS BC858B/ BC857B
CT 32132	83010 048 4800	SMD TRANS BC848B/ BC847B
CT 32308	83010 038 5800	SMD TRANS BC858B/ BC857B
CT 32310	83010 038 5800	SMD TRANS BC858B/ BC857B
CT 32312	83010 038 5800	SMD TRANS BC858B/ BC857B
CT 32315	83010 038 5800	SMD TRANS BC858B/ BC857B
CT 32415	83010 048 4800	SMD TRANS BC848B/ BC847B
CT 32430	83010 048 4800	SMD TRANS BC848B/ BC847B
CT 32431	83010 048 4800	SMD TRANS BC848B/ BC847B
CT 34031	83010 038 5800	SMD TRANS BC858B/ BC857B
CT 34075	83010 048 4800	SMD TRANS BC848B/ BC847B
CT 40059	83010 048 4800	SMD TRANS BC848B/ BC847B
CT 41022	83010 068 0800	SMD TRANS BC808-40/ BC807
CT 41030	83010 068 0800	SMD TRANS BC808-40/ BC807
CT 43095	83010 048 4800	SMD TRANS BC848B/ BC847B
CT 43246	83010 048 4800	SMD TRANS BC848B/ BC847B
CT 43255	83010 048 4800	SMD TRANS BC848B/ BC847B
CT 43289	83010 038 5800	SMD TRANS BC858B/ BC857B
CT 46004	83010 048 4800	SMD TRANS BC848B/ BC847B
CT 46009	83010 048 4800	SMD TRANS BC848B/ BC847B
CT 52253	83010 038 5800	SMD TRANS BC858B/ BC857B
CT 57005	83010 048 4800	SMD TRANS BC848B/ BC847B
CT 57020	83010 038 5800	SMD TRANS BC858B/ BC857B
CT 57021	83010 038 5800	SMD TRANS BC858B/ BC857B
CT 57112	83010 038 5800	SMD TRANS BC858B/ BC857B
CT 57113	83010 038 5800	SMD TRANS BC858B/ BC857B

ÄNDERUNGEN VORBEHALTEN / SUBJECT TO ALTERATION

POS. NR. POS. NO.	MATERIAL-NR. PART NUMBER	BEZEICHNUNG DESCRIPTION
CT 57124	83010 048 4800	SMD TRANS BC848B/ BC847B
CT 61043	83010 048 4800	SMD TRANS BC848B/ BC847B
CT 61053	83010 048 4800	SMD TRANS BC848B/ BC847B
CT 81030	83010 048 4800	SMD TRANS BC848B/ BC847B
CT 81058	83010 048 4800	SMD TRANS BC848B/ BC847B
CT 81091	83010 048 4800	SMD TRANS BC848B/ BC847B
CT 81508	83010 048 4800	SMD TRANS BC848B/ BC847B
CT 81511	83010 038 5800	SMD TRANS BC858B/ BC857B
D 31001	83097 071 3500	Z DIODE 33 B 0,5W
D 31007	83097 200 4800	Z DIODE 4,7 C 0,5W
D 40064	83092 150 4500	DIODE 1N4148
D 40066	83092 150 4500	DIODE 1N4148
D 43284	83092 150 4500	DIODE 1N4148
D 50011	83097 205 1000	Z DIODE 51 C 0,5W
D 50013	83092 150 2000	DIODE 1 N 4004
D 50014	83092 150 4500	DIODE 1N4148
D 52001	83092 150 4500	DIODE 1N4148
D 53003	83092 010 0500	DIODE BA157
D 53071 ⚠	83092 042 2800	DIODE BY228
D 53072 ⚠	83092 101 4400	DIODE BYW76
D 54001 ⚠	83092 042 6800	DIODE BYV16/ BYV96E
D 54002	83095 162 8300	DIODE BYV 28-200
D 54011	83095 162 8300	DIODE BYV 28-200
D 55004	83097 090 3300	Z DIODE ZY 33
D 57011	83092 150 4500	DIODE 1N4148
D 57012	83092 150 4500	DIODE 1N4148
D 57013	83092 150 4500	DIODE 1N4148
D 57014	83092 150 4500	DIODE 1N4148
D 57023	83092 150 4500	DIODE 1N4148
D 57101	83091 985 4200	DIODE BAT42/43/BAT85/86 A
D 57122	83092 150 4500	DIODE 1N4148
D 60005	83092 000 2100	DIODE BAV21
D 60006	83095 168 5400	DIODE BYT 54 M
D 60007	83095 168 5400	DIODE BYT 54 M
D 60012	83092 000 2100	DIODE BAV21
D 60023	83085 603 8400	GLR.SKB380C1500
D 60037	83092 000 2100	DIODE BAV21
D 61016 ⚠	83095 171 7800	DIODE BYW178
D 61036 ⚠	83095 171 7200	DIODE BYW172D
D 61056 ⚠	83095 171 7200	DIODE BYW172D
F 32101	81411 124 0500	FILTER 7X7 405 SIGN 11240
F 32109	86027 550 4200	CER.TRAP 42
F 32121	81411 113 6000	FILTER 7X7 360 SIGN 11136
F 32410	81411 076 0000	SPULE 7X7 #600 FARBE342
F 32412	83190 034 5200	OFWFIL K3453K
IC 32000	83054 334 1500	IC MSP3411G-PO-XX
IC 34015	83053 388 4300	IC TDA8843N2S1 (OHNE SECAM)
IC 40000	83053 672 9700	IC TDA7297
IC 43280	83053 664 1500	IC TEA6415B/ TEA6415C
IC 50020	83053 383 5000	IC TDA8350Q/N6
IC 60010	83053 546 0500	IC TDA4605/3
IC 61040	83052 043 1700	IC LM317T
IC 61050	83052 043 1700	IC LM317T
IC 61060	83052 057 0300	IC MC7805CT
IC 80000	83052 100 6500	IC MC33164P-5RP/ TS831-5I
IC 80920	29798 010 0100	IC 27C020-15NS PROG.KPL
IC 82005	83051 240 0800	IC M24C08B1/ M24C08-BN6
L 31043	81405 264 4000	DR ST 0411-GRP 8,2UH 10%
L 32023	81405 264 1900	DR AX 0411-GA 1UH 10%
L 32026	81405 260 3400	DR 0309 10UH 5%
L 32109	81405 264 4400	DR ST 0309-GRP 10UH 5%
L 32342	81405 052 4900	DR A AX-GA 10UH 10%
L 43098	81405 117 4800	DR 0411 22UH 10%
L 46022	81405 264 5800	DR 0309 2,7UH 5% ST
L 53001	81049 820 5600	FERRITPERLE HF70 BTL 3,5X
L 53002	81049 820 5600	FERRITPERLE HF70 BTL 3,5X

POS. NR. POS. NO.	MATERIAL-NR. PART NUMBER	BEZEICHNUNG DESCRIPTION
L 53003	81049 820 5600	FERRITPERLE HF70 BTL 3,5X FERRITE BEAD
L 53011	81405 052 4900	DR A AX-GA 10UH 10%
L 53012	09240 110 5100	DROSSEL 2,2 MH
L 53021	29203 110 9500	LINEARITAETSREGLER LINEARITY CONTROL
L 53074	09246 846 5100	BRUECKENSPULE 110" 1,5 MH BRIDGE COIL
L 54002	81405 259 6900	DR AX 0411 22UH 5%
L 55006	09245 816 0100	O/W AUSKOPPELSPULE E/W DECOUPLING COIL
L 60006	81049 820 5700	FERRITPERLE 3,6UH 5720500
L 61016	81049 820 1400	DAEMPF-PERLE 433003038102
L 61036	81049 820 1400	DAEMPF-PERLE 433003038102
L 61056	81049 820 1400	DAEMPF-PERLE 433003038102 DAMPING BEAD
L 62501 ⚠	29500 812 9700	FUNKENTSTOERDROSSEL
L 81062	81049 820 5100	FERRITPERLE HF55 BTL 3,5X
Q 32305	83824 391 8600	QUARZ #439-9 18,432MHZ
Q 34043	83821 360 0400	QUARZ #136 2A 4,433619MHZ
Q 80001	83822 460 9600	QUARZ 6,0 MHZ
Q 80917	83822 460 9600	QUARZ 6,0 MHZ
R 21117 ⚠	87053 210 2000	MOW 0411 6,2 OHM 5%
R 32359 ⚠	87003 290 4700	KSW NB 0207 82 OHM 5% LI
R 40011 ⚠	87322 924 1100	DRW 4 2,7 OHM 10%
R 43098 ⚠	87011 190 2100	KSW SI B 6,8 OHM 5%
R 50011 ⚠	87011 210 3700	KSW SI B 33 OHM 5% LI
R 50021 ⚠	87663 272 0600	MSW 0207 1,6 OHM 2%
R 50022 ⚠	87663 272 0700	MSW 0207 1,8 OHM 2%
R 50023 ⚠	87663 272 0700	MSW 0207 1,8 OHM 2%
R 50024 ⚠	87663 570 5100	MSW 0414 120 OHM 5%
R 52001 ⚠	87003 290 0900	KSW NB 0207 2,2 OHM
R 52004 ⚠	87053 290 3300	MOW 0411 27 OHM 5% LI
R 52006 ⚠	87053 289 8400	MOW 0411 0,22 OHM 10% LI
R 53001 ⚠	87004 290 2300	KSW NB 0207 8,2 OHM 5% ST
R 53002 ⚠	87004 290 9700	KSW NB 0207 10 KOHM 5% ST
R 53011	87052 270 2100	MOW 0411 6,8 OHM 5%
R 53016 ⚠	87301 792 2100	DRW 7 6,8 OHM 10% ST
R 53021 ⚠	87053 290 7100	MOW 0411 820 OHM 5%
R 54001 ⚠	87053 290 2700	MOW 0411 12 OHM 5% LI
R 54003 ⚠	87003 290 0900	KSW NB 0207 2,2 OHM
R 54012 ⚠	87350 032 0100	DRW 0,75W 1 OHM 10%
R 55003 ⚠	87053 290 1900	MOW 0411 5,6 OHM 5%
R 55006 ⚠	87012 300 1900	NKS 3 5,6 OHM 5%
R 57118	87650 972 8400	MSW 0204 3 KOHM 2%
R 60001	87650 441 2500	MSW 0411 150 KOHM 5%
R 60002	87650 441 4100	MSW 0411 680 KOHM 5%
R 60003	87650 441 4100	MSW 0411 680 KOHM 5%
R 60007	87650 441 2100	MSW 0411 100 KOHM 5%
R 60008 ⚠	87053 691 0500	MOW 0617 22 KOHM 5% LI
R 60009 ⚠	87053 691 0500	MOW 0617 22 KOHM 5% LI
R 60016 ⚠	87053 690 4300	MOW 0617 56 OHM 5% LI
R 60021	83110 050 1700	NTC 4,7 OHM 30%
R 60029 ⚠	87053 693 1900	MOW 0617 82 KOHM 10% LI
R 60037	87900 500 3600	ESTR.SK10-A 1,2 KOHM LIN
R 61018	87650 441 2700	MSW 0414 180 KOHM 5%
R 61019 ⚠	87001 213 3500	KSW 0207 390 KOHM 5% LI
R 62049 ⚠	87663 491 6100	MSW SI 0414 4,7 MOHM 5% LI
R 62505 ⚠	83112 000 1600	PTC DUO
SI 40012 ⚠	83156 182 2500	SI LOET T1,25A 250V
SI 52001 ⚠	83156 120 2700	SI LOET T315MA 250V
SI 60001 ⚠	83156 190 0300	SI 5X20 T1,6A L 250V
SI 61036 ⚠	83156 210 2700	SI LOET T2,5A 250V
SI 61056 ⚠	83156 210 2700	SI LOET T2,5A 250V
SI 62501 ⚠	83156 170 0600	SI 5X20 T2,5A L 250V
T 52001	83032 856 3700	TRANS BC 637

ÄNDERUNGEN VORBEHALTEN / SUBJECT TO ALTERATION

POS. NR. POS. NO.	MATERIAL-NR. PART NUMBER	BEZEICHNUNG DESCRIPTION
T 53001	83029 000 1800	TRANS S2000N TOS/ BU508AF
T 60020	83022 690 8900	TRANS BUZ90 TYP B
TR 52001⚠	09246 866 0402	TRAFO TREIBER TRANSFORMER
TR 53010⚠	29221 029 5200	TRAFO DIODEN-SPLIT KPL DIODE SPLIT TRANSFORMER
TR 61000⚠	29201 520 9700	SPERRWANDLERTRAFO B.O.TYPE CONVERTER TRANSFORMER

POS. NR. POS. NO.	MATERIAL-NR. PART NUMBER	BEZEICHNUNG DESCRIPTION

Es gelten die Vorschriften und Sicherheitshinweise gemäß dem Service Manual "Sicherheit", Mat.-Nummer 72010 800 0000, sowie zusätzlich die eventuell abweichenden, landesspezifischen Vorschriften!

⚠ (!)

The regulations and safety instructions shall be valid as provided by the "Safety" Service Manual, part number 72010 800 0000, as well as the respective national deviations.

ÄNDERUNGEN VORBEHALTEN / SUBJECT TO ALTERATION

GRUNDIG

Ersatzteilliste
Spare Parts List

TV

4 / 2000

CHASSIS-FS-STEREO CUC 2080 NIC/4:3
CHASSIS TV STEREO CUC 2080 NIC/4:3

MATERIAL-NR. / PART NO.: 29704 009 6700

POS. NR. POS. NO.	ABB. FIG.	MATERIAL-NR. PART NUMBER	ANZ. QTY.	BEZEICHNUNG (D)	DESCRIPTION (GB)
		29704 009 6700		CHASSIS-FS-STEREO CUC2080 NIC/4:3 KEIN E-TEIL	CHASSIS TV STEREO CUC2080 NIC/4:3 NO SPARE PART
0100.000		29504 301 0100		TUNER-GLOBAL (PLL)	TUNER-GLOBAL (PLL)
0247.000		29303 119 6600	2	EURO-AV BUCHSENLEISTE 21-POL.	EURO-AV SOCKET STRIP 21 P
0400.000		29305 129 0700	X	FEATURE/SVM PLATTE	FEATURE/SVM BOARD
0900.000		29305 219 1400		PROZESSORPLATTE	PROCESSOR BOARD
1000.000	⚠	09621 113 0206	4	SICHERUNGSHALTER SI60001/62501	FUSE HOLDER SI60001/62501
2200.000	⚠	29303 399 5100		NETZ EINBAUGERAETESTECKER	APPLIANCE COUPLER W.CABLE
2400.000		29303 153 0107	2	MONTAGECLIP T60006/IC50020	MOUNTING CLIP T60006/IC50020
2410.000		29303 153 0200		MONTAGECLIP IC40000	MOUNTING CLIP IC40000
2410.000		29303 153 0208		MONTAGECLIP T60020	MOUNTING CLIP T60020
2430.000		29303 153 1208	3	MONTAGECLIP IC61040/61050/61060	MOUNTING CLIP IC61040/61050/61060
2460.000		29303 156 1801		FOLIE WAERMELEITEND T60006	FOIL HEAT CONDUCTING T60006
2470.000		29303 156 2000	2	FOLIE WAERMELEITEND IC61040/61050	FOIL HEAT CONDUCTING IC61040/61050
				X = SIEHE GESONDERTE E-LISTE	X = SEE SEPARATE PARTS LIST

POS. NR. POS. NO.	MATERIAL-NR. PART NUMBER	BEZEICHNUNG DESCRIPTION
C 40012	84529 961 5000	ELKO 2200UF 20% 25V
C 53002	85159 115 3200	FOKO FKP1/4 0,0115UF 3,5% 1600V
C 53009	85159 116 0200	FOKO FKP1 142PF 2,5% 2000V
C 54001	84260 980 7500	ELKO 10UF 350V
C 54012	84529 961 5500	ELKO 4700UF 20% 25V
C 60009	85159 116 0500	FOKO FKP1 220PF 5% 2000V
C 60022	84519 971 2400	ELKO #6 300UF +50-20% 385V
C 61016	85159 110 3800	FOKO FKP1 100PF 10% 1600V
C 61037	84520 970 5700	ELKO 28 1000UF 63V
C 62021 ⚠	86600 982 3400	SI-KERKO B-SS 1000PF 20%
C 62022 ⚠	86600 982 3400	SI-KERKO B-SS 1000PF 20%
C 62048 ⚠	86600 982 3400	SI-KERKO B-SS 1000PF 20%
C 62501 ⚠	85117 930 1800	MP3 0,1UF 20% 250VW
C 62502 ⚠	85117 930 1800	MP3 0,1UF 20% 250VW
C 62505 ⚠	85637 324 2500	FOKO KF #25 0,1UF 20% 250VW
CD 32411	83094 015 9200	SMD DIODE BA592/ BA78
CD 32421	83094 015 9200	SMD DIODE BA592/ BA78
CD 80007	83094 015 9200	SMD DIODE BA592/ BA78
CIC32410	83058 140 9400	SMD IC MC14094BD
CIC43050	83058 145 5100	SMD IC MC14551BD/R2
CIC80420	83058 905 0200	SMD IC TC551001CF-85L
CIC80905	83059 454 5200	SMD IC SDA5450M P-MQF-P80
CT 31005	83010 038 5800	SMD TRANS BC858B/ BC857B
CT 32105	83010 058 1700	SMD-TRANS.BC 817-25
CT 32111	83010 048 4800	SMD TRANS BC848B/ BC847B

POS. NR. POS. NO.	MATERIAL-NR. PART NUMBER	BEZEICHNUNG DESCRIPTION
CT 32119	83010 048 4800	SMD TRANS BC848B/ BC847B
CT 32122	83010 038 5800	SMD TRANS BC858B/ BC857B
CT 32123	83010 048 4800	SMD TRANS BC848B/ BC847B
CT 32124	83010 038 5800	SMD TRANS BC858B/ BC857B
CT 32128	83010 048 4800	SMD TRANS BC848B/ BC847B
CT 32132	83010 048 4800	SMD TRANS BC848B/ BC847B
CT 32308	83010 038 5800	SMD TRANS BC858B/ BC857B
CT 32310	83010 038 5800	SMD TRANS BC858B/ BC857B
CT 32312	83010 038 5800	SMD TRANS BC858B/ BC857B
CT 32315	83010 038 5800	SMD TRANS BC858B/ BC857B
CT 32415	83010 048 4800	SMD TRANS BC848B/ BC847B
CT 32430	83010 048 4800	SMD TRANS BC848B/ BC847B
CT 32431	83010 048 4800	SMD TRANS BC848B/ BC847B
CT 34031	83010 038 5800	SMD TRANS BC858B/ BC857B
CT 34075	83010 048 4800	SMD TRANS BC848B/ BC847B
CT 40059	83010 048 4800	SMD TRANS BC848B/ BC847B
CT 41022	83010 068 0800	SMD TRANS BC808-40/ BC807
CT 41030	83010 068 0800	SMD TRANS BC808-40/ BC807
CT 43095	83010 048 4800	SMD TRANS BC848B/ BC847B
CT 43246	83010 048 4800	SMD TRANS BC848B/ BC847B
CT 43255	83010 048 4800	SMD TRANS BC848B/ BC847B
CT 43289	83010 038 5800	SMD TRANS BC858B/ BC857B
CT 46004	83010 048 4800	SMD TRANS BC848B/ BC847B
CT 46009	83010 048 4800	SMD TRANS BC848B/ BC847B
CT 52253	83010 038 5800	SMD TRANS BC858B/ BC857B
CT 57005	83010 048 4800	SMD TRANS BC848B/ BC847B
CT 57020	83010 038 5800	SMD TRANS BC858B/ BC857B
CT 57021	83010 038 5800	SMD TRANS BC858B/ BC857B

ÄNDERUNGEN VORBEHALTEN / SUBJECT TO ALTERATION

POS. NR. POS. NO.	MATERIAL-NR. PART NUMBER	BEZEICHNUNG DESCRIPTION
CT 57112	83010 038 5800	SMD TRANS BC858B/ BC857B
CT 57113	83010 038 5800	SMD TRANS BC858B/ BC857B
CT 57124	83010 048 4800	SMD TRANS BC848B/ BC847B
CT 61043	83010 048 4800	SMD TRANS BC848B/ BC847B
CT 61053	83010 048 4800	SMD TRANS BC848B/ BC847B
CT 81030	83010 048 4800	SMD TRANS BC848B/ BC847B
CT 81058	83010 048 4800	SMD TRANS BC848B/ BC847B
CT 81091	83010 048 4800	SMD TRANS BC848B/ BC847B
CT 81508	83010 048 4800	SMD TRANS BC848B/ BC847B
CT 81511	83010 038 5800	SMD TRANS BC858B/ BC857B
D 31001	83097 071 3500	Z DIODE 33 B 0,5W
D 31007	83097 200 4800	Z DIODE 4,7 C 0,5W
D 32128	83092 150 4500	DIODE 1N4148
D 40064	83092 150 4500	DIODE 1N4148
D 40066	83092 150 4500	DIODE 1N4148
D 50011	83097 205 1000	Z DIODE 51 C 0,5W
D 50013	83092 150 2000	DIODE 1 N 4004
D 50014	83092 150 4500	DIODE 1N4148
D 52001	83092 150 4500	DIODE 1N4148
D 53003	83092 010 0500	DIODE BA157
D 53071 ⚠	83092 042 2800	DIODE BY228
D 53072 ⚠	83092 101 4400	DIODE BYW76
D 54001 ⚠	83092 042 6800	DIODE BYV16/ BYV96E
D 54002	83095 162 8300	DIODE BYV 28-200
D 54011	83095 162 8300	DIODE BYV 28-200
D 55004	83097 090 3300	Z DIODE ZY 33
D 57011	83092 150 4500	DIODE 1N4148
D 57012	83092 150 4500	DIODE 1N4148
D 57013	83092 150 4500	DIODE 1N4148
D 57014	83092 150 4500	DIODE 1N4148
D 57023	83092 150 4500	DIODE 1N4148
D 57101	83091 985 4200	DIODE BAT42/43/BAT85/86
D 57122	83092 150 4500	DIODE 1N4148
D 60005	83092 000 2100	DIODE BAV21
D 60006	83095 168 5400	DIODE BYT 54 M
D 60007	83095 168 5400	DIODE BYT 54 M
D 60012	83092 000 2100	DIODE BAV21
D 60023	83085 603 8400	GLR.SKB380C1500
D 60037	83092 000 2100	DIODE BAV21
D 61016	83092 115 0800	DIODE SF5408
D 61036	83095 171 0800	DIODE BYT108-400
D 61056 ⚠	83095 171 7200	DIODE BYW172D
D 81051	83092 150 4500	DIODE 1N4148
D 81052	83092 150 4500	DIODE 1N4148
D 81053	83092 150 4500	DIODE 1N4148
F 32101	81411 124 0500	FILTER 7X7 405 SIGN 11240
F 32109	86027 550 4200	CER.TRAP 42
F 32121	81411 113 6000	FILTER 7X7 360 SIGN 11136
F 32410	81411 076 0000	SPULE 7X7 #600 FARBE342
F 32412	83190 034 5200	OFWFIL K3453K
IC 32000	83054 334 1500	IC MSP3411G-PO-XX
IC 34015	83053 388 4300	IC TDA8843N2S1 (OHNE SECAM)
IC 40000	83053 672 9700	IC TDA7297
IC 43280	83053 664 2500	IC TEA6425
IC 50020	83053 383 5000	IC TDA8350Q/N6
IC 60010	83053 546 0500	IC TDA4605/3
IC 61040	83052 043 1700	IC LM317T
IC 61050	83052 043 1700	IC LM317T
IC 61060	83052 057 0300	IC MC7805CT
IC 61310	83052 043 5700	IC LM358N
IC 80000	83052 100 6500	IC MC33164P-5RP/ TS831-5I
IC 80920	29798 010 0100	IC 27C020-15NS PROG.KPL
IC 82005	83051 240 0800	IC M24C08B1/ M24C08-BN6
L 31043	81405 264 4000	DR ST 0411-GRP 8,2UH 10%
L 32023	81405 264 1900	DR AX 0411-GA 1UH 10%
L 32026	81405 260 3400	DR 0309 10UH 5%

POS. NR. POS. NO.	MATERIAL-NR. PART NUMBER	BEZEICHNUNG DESCRIPTION
L 32109	81405 264 4400	DR ST 0309-GRP 10UH 5%
L 32342	81405 052 4900	DR A AX-GA 10UH 10%
L 43098	81405 117 4800	DR 0411 22UH 10%
L 46022	81405 264 5800	DR 0309 2,7UH 5%
L 50027	81049 820 5600	FERRITPERLE HF70 BTL 3,5X
L 53001	81049 820 5600	FERRITPERLE HF70 BTL 3,5X
L 53002	81049 820 5600	FERRITPERLE HF70 BTL 3,5X
L 53003	81049 820 5600	FERRITPERLE HF70 BTL 3,5X FERRITE BEAD
L 53011	81405 052 4900	DR A AX-GA 10UH 10%
L 53012	09240 110 5100	DROSSEL 2,2 MH/CHOKE
L 53021	29203 110 9500	LINEARITAETSREGLER (110) LINEARITY-CONTROL
L 53074	09246 846 5600	BRUECKENSPULE (110) BRIDGE COIL
L 54002	81405 263 6500	DR 0411 33UH 5%
L 55006	09245 816 0100	O/W AUSKOPPELSPULE E/W DECOUPLING COIL
L 60006	81049 820 5700	FERRITPERLE 3,6UH 5720500 FERRITE BEAD
L 60012	81049 820 1400	DAEMPF-PERLE 433003038102
L 61016	81049 820 1400	DAEMPF-PERLE 433003038102
L 61026	81049 820 1400	DAEMPF-PERLE 433003038102
L 61036	81049 820 1400	DAEMPF-PERLE 433003038102
L 61056	81049 820 1400	DAEMPF-PERLE 433003038102 DAMPING BEAD
L 62501 ⚠	29500 825 9700	ENTSTOER-DR INTERFERENCE CHOKE
L 81062	81049 820 5100	FERRITPERLE HF55 BTL 3,5X FERRITE BEAD
OK 60031 ⚠	83060 000 1200	OPTOKOPPLER CNY17F1/ CNY1
Q 32305	83824 391 8600	QUARZ #439-9 18,432MHZ 12PF
Q 34043	83821 360 0400	QUARZ #136 2A 4,433619MHZ
Q 34044	83820 470 0300	QUARZ 3,579545 MHZ Q 47/2A
Q 80001	83822 460 9600	QUARZ 6,0 MHZ Q 270/2A
Q 80917	83822 460 9600	QUARZ 6,0 MHZ Q 270/2A
R 21117 ⚠	87053 690 1300	MOW 0617 3,3 OHM 5%
R 32359 ⚠	87003 290 4700	KSW NB 0207 82 OHM 5%
R 40012 ⚠	87322 960 1100	DRW 6,5 2,7 OHM 10%
R 43098 ⚠	87011 190 2100	KSW SI B 6,8 OHM 5%
R 50011 ⚠	87011 210 3700	KSW SI B 33 OHM 5%
R 50021 ⚠	87663 274 0900	MSW 0207 2,2 OHM 1%
R 50022 ⚠	87663 274 0900	MSW 0207 2,2 OHM 1%
R 50023 ⚠	87663 274 1100	MSW 0207 2,7 OHM 1%
R 50024 ⚠	87663 570 5700	MSW 0414 220 OHM 5%
R 52004 ⚠	87053 290 3300	MOW 0411 27 OHM 5%
R 53001 ⚠	87004 290 2300	KSW NB 0207 8,2 OHM 5%
R 53002 ⚠	87004 290 9700	KSW NB 0207 10 KOHM 5%
R 53011	87052 270 2100	MOW 0411 6,8 OHM 5%
R 53016 ⚠	87301 792 2100	DRW 7 6,8 OHM 10%
R 53021 ⚠	87053 290 7100	MOW 0411 820 OHM 5%
R 54001 ⚠	87053 290 2700	MOW 0411 12 OHM 5%
R 54003 ⚠	87003 290 0900	KSW NB 0207 2,2 OHM
R 54012 ⚠	87350 032 0100	DRW 0,75W 1 OHM 10%
R 55003 ⚠	87053 290 1900	MOW 0411 5,6 OHM 5%
R 55006 ⚠	87012 300 1900	NKS 3 5,6 OHM 5%
R 60001	87000 491 3100	KSW 0411 270 KOHM 5%
R 60002	87650 441 4100	MSW 0411 680 KOHM 5%
R 60003	87650 441 4100	MSW 0411 680 KOHM 5%
R 60008 ⚠	87053 691 0500	MOW 0617 22 KOHM 5%
R 60009 ⚠	87053 691 0500	MOW 0617 22 KOHM 5%
R 60016 ⚠	87053 690 4300	MOW 0617 56 OHM 5%
R 60021	83110 050 1700	NTC 4,7 OHM 30% S237/S234
R 60029 ⚠	87053 693 1900	MOW 0617 82 KOHM 10%
R 61018	87650 441 2900	MSW 0414 220 KOHM 5%
R 61019 ⚠	87001 213 3300	KSW 0207 330 KOHM 5%
R 61313	87900 500 5400	ESTR.SK10-A 22 KOHM LIN

ÄNDERUNGEN VORBEHALTEN / SUBJECT TO ALTERATION

POS. NR. POS. NO.	MATERIAL-NR. PART NUMBER	BEZEICHNUNG DESCRIPTION
R 62049 ⚠	87663 491 6100	MSW SI 0414 4,7 MOHM 5%
R 62505 ⚠	83112 000 1200	PTC #3 DUO
SI 40012 ⚠	83156 190 2800	SI LOET T1,6A 250V
SI 40070 ⚠	83156 210 2700	SI LOET T2,5A 250V
SI 52001 ⚠	83156 120 2700	SI LOET T315MA 250V
SI 60001 ⚠	83156 190 0300	SI 5X20 T1,6A L 250V
SI 61026 ⚠	83156 230 0800	SI LOET T4A 250V
SI 61036 ⚠	83156 230 0800	SI LOET T4A 250V
SI 61056 ⚠	83156 210 2700	SI LOET T2,5A 250V
SI 62501 ⚠	83156 170 0600	SI 5X20 T2,5A L 250V
T 52001	83032 856 3700	TRANS.BC 637
T 60006	83028 050 5000	TRANS IRFPC50/ 2SK26
T 60020	83029 000 1900	TRANS S2000N
T 61301	83032 055 4800	TRANS BC548B/ BC547B
TR 52001	09246 866 0402	TRAFO TREIBER DRIVER TRANSFORMATOR
TR 53010 ⚠	29221 029 6600	TRAFO DIODEN-SPLIT KPL DIODE SPLIT TRANSFORMATOR
TR 61000 ⚠	29201 342 9700	SPERRWANDLERTRAFO B.O.-TYPE CONVERTER TRANSFORMATOR

POS. NR. POS. NO.	MATERIAL-NR. PART NUMBER	BEZEICHNUNG DESCRIPTION

Es gelten die Vorschriften und Sicherheitshinweise gemäß dem Service Manual "Sicherheit", Mat.-Nummer 72010 800 0000, sowie zusätzlich die eventuell abweichenden, landesspezifischen Vorschriften!

⚠ (!)

The regulations and safety instructions shall be valid as provided by the "Safety" Service Manual, part number 72010 800 0000, as well as the respective national deviations.

ÄNDERUNGEN VORBEHALTEN / SUBJECT TO ALTERATION

GRUNDIG

Ersatzteilliste
Spare Parts List

TV

4 / 2000

CHASSIS-FS-STEREO CUC 2059 NIC/16:9
CHASSIS TV STEREO CUC 2059 NIC/16:9

MATERIAL-NR. / PART NO.: 29704 009 8200

POS. NR. POS. NO.	ABB. FIG.	MATERIAL-NR. PART NUMBER	ANZ. QTY.	BEZEICHNUNG (D)	DESCRIPTION (GB)
		29704 009 8200		CHASSIS-FS-STEREO CUC2059 NIC/16:9 KEIN E-TEIL	CHASSIS TV STEREO CUC2059 NIC/16:9 NO SPARE PART
0100.000		29504 301 0100		TUNER-GLOBAL (PLL)	TUNER-GLOBAL (PLL)
0247.000		29303 119 6600	2	EURO-AV BUCHSENLEISTE 21-POL.SW	EURO-AV SOCKET STRIP 21 P BLACK
0400.000		29305 119 3500	X	FEATURE CTI/LTI PLATTE	FEATURE BOARD CTI/LTI
0800.000		29305 129 0400	X	PANORAMA VIEW	PANORAMA VIEW
1000.000	⚠	09621 113 0206	4	SICHERUNGSHALTER SI60001/62501	FUSE HOLDER SI60001/62501
2200.000	⚠	29303 399 5100		NETZ EINBAUGERAETESTECKER	APPLIANCE COUPLER W.CABLE
2400.000		29303 153 0107	2	MONTAGECLIP IC50020/T60006	MOUNTING CLIP IC50020/T60006
2410.000		29303 153 0200		MONTAGECLIP IC40000	MOUNTING CLIP IC40000
2420.000		29303 153 0208		MONTAGECLIP T53001	MOUNTING CLIP T53001
2430.000		29303 153 1208	3	MONTAGECLIP IC61040/61050/61060	MOUNTING CLIP IC61040/61050/61060
2440.000		29303 153 1605		MONTAGECLIP T55002	MOUNTING CLIP T55002
2450.000		29303 156 1801		FOLIE WAERMELEITEND T60006	FOIL HEAT CONDUCTING T60006
2460.000		29303 156 2000	3	FOLIE WAERMELEITEND IC61040/61050/61060	FOIL HEAT CONDUCTING IC61040/61050/61060
				X = SIEHE GESONDERTE E-LISTE WW. = WAHLWEISE	X = SEE SEPARATE PARTS LIST WW. = OPTIONAL

POS. NR. POS. NO.	MATERIAL-NR. PART NUMBER	BEZEICHNUNG DESCRIPTION
C 40012	84529 961 5000	ELKO 2200UF 20% 25V
C 53002	85159 117 0600	FOKO FKP1/4 0,0155UF 3,5% 1600V
C 53009	85159 116 0200	FOKO FKP1 142PF 2,5% 2000V
C 54002	86500 670 4600	KERKO HV C 100PF 20% 1KV
C 54011	86500 670 4600	KERKO HV C 100PF 20% 1KV
C 60001	86500 811 2500	KERKO HV C 1000PF 20% 1KV
C 60009	85159 116 0500	FOKO FKP1 220PF 5% 2000V
C 60022	84519 971 2400	ELKO #6 300UF +50-20% 385V
C 60022	84433 060 5900	ELKO 15 300/330UF 385V
C 60023	86500 811 2500	KERKO HV C 1000PF 20% 1KV
C 60024	86500 811 2500	KERKO HV C 1000PF 20% 1KV
C 60026	86500 811 2500	KERKO HV C 1000PF 20% 1KV
C 60027	86500 811 2500	KERKO HV C 1000PF 20% 1KV
C 61016	85159 110 3800	FOKO FKP1 100PF 10% 1600V
C 61017	84520 971 3100	ELKO #31 100UF 250V
C 61026	86500 670 4600	KERKO HV C 100PF 20% 1KV
C 61036	86500 670 4600	KERKO HV C 100PF 20% 1KV
C 61037	84520 970 5700	ELKO 28 1000UF 63V
C 61056	86500 670 4600	KERKO HV C 100PF 20% 1KV
C 62021 ⚠	86600 982 3400	SI-KERKO B-SS 1000PF 20% 400V
C 62022 ⚠	86600 982 3400	SI-KERKO B-SS 1000PF 20% 400V
C 62048 ⚠	86600 982 3400	SI-KERKO B-SS 1000PF 20% 400V
C 62501 ⚠	85117 930 1800	MP3 0,1UF 20% 250VW
C 62502 ⚠	85117 930 1800	MP3 0,1UF 20% 250VW
C 62505 ⚠	85637 324 2500	FOKO KF #25 0,1UF 20% 250VW
CD 32411	83094 015 9200	SMD DIODE BA592/ BA78
CD 32421	83094 015 9200	SMD DIODE BA592/ BA78

POS. NR. POS. NO.	MATERIAL-NR. PART NUMBER	BEZEICHNUNG DESCRIPTION
CD 80007	83094 015 9200	SMD DIODE BA592/ BA78
CIC32410	83058 140 9400	SMD IC MC14094BD
CIC43050	83058 145 5100	SMD IC MC14551BD/R2
CT 31005	83010 038 5800	SMD TRANS BC858B/ BC857B
CT 32105	83010 058 1700	SMD-TRANS.BC 817-25
CT 32111	83010 048 4800	SMD TRANS BC848B/ BC847B
CT 32119	83010 048 4800	SMD TRANS BC848B/ BC847B
CT 32122	83010 038 5800	SMD TRANS BC858B/ BC857B
CT 32123	83010 048 4800	SMD TRANS BC848B/ BC847B
CT 32124	83010 038 5800	SMD TRANS BC858B/ BC857B
CT 32128	83010 048 4800	SMD TRANS BC848B/ BC847B
CT 32132	83010 048 4800	SMD TRANS BC848B/ BC847B
CT 32308	83010 038 5800	SMD TRANS BC858B/ BC857B
CT 32310	83010 038 5800	SMD TRANS BC858B/ BC857B
CT 32312	83010 038 5800	SMD TRANS BC858B/ BC857B
CT 32315	83010 038 5800	SMD TRANS BC858B/ BC857B
CT 32415	83010 048 4800	SMD TRANS BC848B/ BC847B
CT 32430	83010 048 4800	SMD TRANS BC848B/ BC847B
CT 32431	83010 048 4800	SMD TRANS BC848B/ BC847B
CT 34031	83010 038 5800	SMD TRANS BC858B/ BC857B
CT 34075	83010 048 4800	SMD TRANS BC848B/ BC847B
CT 40059	83010 048 4800	SMD TRANS BC848B/ BC847B
CT 41022	83010 068 0800	SMD TRANS BC808-40/ BC807
CT 41030	83010 068 0800	SMD TRANS BC808-40/ BC807
CT 43095	83010 048 4800	SMD TRANS BC848B/ BC847B
CT 43246	83010 048 4800	SMD TRANS BC848B/ BC847B

ÄNDERUNGEN VORBEHALTEN / SUBJECT TO ALTERATION

POS. NR. POS. NO.	MATERIAL-NR. PART NUMBER	BEZEICHNUNG DESCRIPTION
CT 43255	83010 048 4800	SMD TRANS BC848B/ BC847B
CT 43289	83010 038 5800	SMD TRANS BC858B/ BC857B
CT 46004	83010 048 4800	SMD TRANS BC848B/ BC847B
CT 46009	83010 048 4800	SMD TRANS BC848B/ BC847B
CT 52253	83010 038 5800	SMD TRANS BC858B/ BC857B
CT 57005	83010 048 4800	SMD TRANS BC848B/ BC847B
CT 57020	83010 038 5800	SMD TRANS BC858B/ BC857B
CT 57021	83010 038 5800	SMD TRANS BC858B/ BC857B
CT 57112	83010 038 5800	SMD TRANS BC858B/ BC857B
CT 57113	83010 038 5800	SMD TRANS BC858B/ BC857B
CT 57124	83010 048 4800	SMD TRANS BC848B/ BC847B
CT 61043	83010 048 4800	SMD TRANS BC848B/ BC847B
CT 61053	83010 048 4800	SMD TRANS BC848B/ BC847B
CT 81030	83010 048 4800	SMD TRANS BC848B/ BC847B
CT 81058	83010 048 4800	SMD TRANS BC848B/ BC847B
CT 81091	83010 048 4800	SMD TRANS BC848B/ BC847B
CT 81508	83010 048 4800	SMD TRANS BC848B/ BC847B
CT 81511	83010 038 5800	SMD TRANS BC858B/ BC857B
D 31001	83097 071 3500	Z DIODE 33 B 0,5W
D 31007	83097 200 4800	Z DIODE 4,7 C 0,5W
D 32128	83092 150 4500	DIODE 1N4148
D 40064	83092 150 4500	DIODE 1N4148
D 40066	83092 150 4500	DIODE 1N4148
D 50011	83097 205 1000	Z DIODE 51 C 0,5W
D 50013	83092 150 2000	DIODE 1 N 4004
D 50014	83092 150 4500	DIODE 1N4148
D 52001	83092 150 4500	DIODE 1N4148
D 53003	83092 010 0500	DIODE BA157
D 53071 ⚠	83092 042 2800	DIODE BY228
D 53072 ⚠	83092 101 4400	DIODE BYW76
D 54001 ⚠	83092 042 6800	DIODE BYV16
D 54002	83095 162 8300	DIODE BYV 28-200
D 54011	83095 162 8300	DIODE BYV 28-200
D 57011	83092 150 4500	DIODE 1N4148
D 57012	83092 150 4500	DIODE 1N4148
D 57013	83092 150 4500	DIODE 1N4148
D 57014	83092 150 4500	DIODE 1N4148
D 57023	83092 150 4500	DIODE 1N4148
D 57101	83091 985 4200	DIODE BAT42/43/BAT85/86
D 57122	83092 150 4500	DIODE 1N4148
D 60005	83092 000 2100	DIODE BAV21
D 60006	83095 168 5400	DIODE BYT 54 M
D 60007	83095 168 5400	DIODE BYT 54 M
D 60012	83092 000 2100	DIODE BAV21
D 60023	83085 603 8400	GLR.SKB380C1500
D 60037	83092 000 2100	DIODE BAV21
D 61016 ⚠	83092 115 0800	DIODE SF5408
D 61036	83095 171 0800	DIODE BYT108-400
D 61036	83095 171 0800	DIODE BYT108-400
D 61056 ⚠	83095 171 7200	DIODE BYW172D
D 81020	83092 150 4500	DIODE 1N4148
F 32101	81411 124 0500	FILTER 7X7 405 SIGN 11240
F 32109	86027 550 4200	CER.TRAP 42
F 32121	81411 113 6000	FILTER 7X7 360 SIGN 11136
F 32410	81411 076 0000	SPULE 7X7 #600 FARBE342
F 32412	83190 034 5200	OFWFIL K3453K
IC 32000	83054 334 1500	IC MSP3411G-PO-XX
WW.	83054 334 5100	IC MSP3451G-PO-A1
IC 34015	83053 388 4300	IC TDA8843N2S1(OHNE SECAM)
IC 40000	83053 672 9700	IC TDA7297
IC 43280	83053 664 2500	IC TEA6425
IC 50020	83053 383 5000	IC TDA8350Q/N6
IC 60010	83053 546 0500	IC TDA4605/3
IC 61040	83052 043 1700	IC LM317T
IC 61050	83052 043 1700	IC LM317T
IC 61060	83052 057 0300	IC MC7805CT
IC 61310	83052 043 5700	IC LM358N

POS. NR. POS. NO.	MATERIAL-NR. PART NUMBER	BEZEICHNUNG DESCRIPTION
IC 80000	83052 100 6500	IC MC33164P-5RP/ TS831-5I
IC 81050	29798 215 0300	IC SDA545X OTP PROG.KPL
WW.	83051 553 5300	IC SDA5257-2-G303
IC 82005	83051 240 0800	IC M24C08B1/ M24C08-BN6
L 31043	81405 264 4000	DR ST 0411-GRP 8,2UH 10%
L 32023	81405 264 1900	DR AX 0411-GA 1UH 10%
L 32026	81405 260 3400	DR 0309 10UH 5%
L 32109	81405 264 4400	DR ST 0309-GRP 10UH 5%
L 32342	81405 052 4900	DR A AX-GA 10UH 10%
L 43098	81405 117 4800	DR 0411 22UH 10%
L 46022	81405 264 5800	DR 0309 2,7UH 5% ST
L 53001	81049 820 5600	FERRITPERLE HF70 BTL 3,5X
L 53002	81049 820 5600	FERRITPERLE HF70 BTL 3,5X
L 53003	81049 820 5600	FERRITPERLE HF70 BTL 3,5X FERRITE BEAD
L 53011	81405 052 4900	DR A AX-GA 10UH 10%
L 53012	09240 110 5100	DROSSEL 2,2 MH
L 53021	29203 110 9500	LINEARITAETSREGLER LINEARITY CONTROL
L 53074	09246 846 5600	BRUECKENSPULE BRIDGE COIL
L 55006	09245 816 0100	O/W AUSKOPPELSPULE E/W DECOUPLING COIL
L 60006	81049 820 5700	FERRITPERLE 3,6UH 5720500
L 60012	81049 820 1400	DAEMPF-PERLE 433003038102
L 61016	81049 820 1400	DAEMPF-PERLE 433003038102
L 61026	81049 820 1400	DAEMPF-PERLE 433003038102
L 61036	81049 820 1400	DAEMPF-PERLE 433003038102
L 61056	81049 820 1400	DAEMPF-PERLE 433003038102 DAMPING BEAD
L 62501 ⚠	29500 825 9700	ENTSTOER-DR
L 81062	81049 820 5100	FERRITPERLE HF55 BTL 3,5X
OK 60031 ⚠	83060 000 1200	OPTOKOPPLER CNY17F1
Q 32305	83824 391 8600	QUARZ #439-9 18,432MHZ
Q 34043	83821 360 0400	QUARZ #136 2A 4,433619MHZ
Q 80001	83822 460 9600	QUARZ 6,0 MHZ Q 270/2A
R 21117 ⚠	87053 690 1300	MOW 0617 3,3 OHM 5%
R 32359 ⚠	87003 290 4700	KSW NB 0207 82 OHM 5% LI
R 40012 ⚠	87322 960 1100	DRW 6,5 2,7 OHM 10%
R 43098 ⚠	87011 190 2100	KSW SI B 6,8 OHM 5%
R 50011 ⚠	87011 210 3700	KSW SI B 33 OHM 5% LI
R 50021 ⚠	87663 274 0500	MSW 0207 1,5 OHM 1%
R 50022 ⚠	87663 272 0700	MSW 0207 1,8 OHM 2%
R 50024 ⚠	87663 570 5700	MSW 0414 220 OHM 5%
R 52004 ⚠	87053 290 3300	MOW 0411 27 OHM 5% LI
R 53001 ⚠	87004 290 2300	KSW NB 0207 8,2 OHM 5% ST
R 53002 ⚠	87004 290 9700	KSW NB 0207 10 KOHM 5% ST
R 53011	87052 270 2100	MOW 0411 6,8 OHM 5%
R 53016 ⚠	87301 792 2100	DRW 7 6,8 OHM 10% ST
R 53021 ⚠	87053 290 7100	MOW 0411 820 OHM 5%
R 54001 ⚠	87053 290 2700	MOW 0411 12 OHM 5% LI
R 54003 ⚠	87003 290 0900	KSW NB 0207 2,2 OHM
R 54012 ⚠	87350 032 0100	DRW 0,75W 1 OHM 10%
R 55006 ⚠	87012 308 1700	NKS 3 4,7 OHM 5%
R 60001	87000 491 3100	KSW 0411 270 KOHM 5%
R 60002	87650 441 4100	MSW 0411 680 KOHM 5%
R 60003	87650 441 4100	MSW 0411 680 KOHM 5%
R 60007	87000 491 1700	KSW 0411 68 KOHM 5%
R 60008 ⚠	87053 691 0500	MOW 0617 22 KOHM 5% LI
R 60009 ⚠	87053 691 0500	MOW 0617 22 KOHM 5% LI
R 60016 ⚠	87053 690 4300	MOW 0617 56 OHM 5% LI
R 60021	83110 050 1700	NTC 4,7 OHM 30%
R 60029 ⚠	87053 693 1900	MOW 0617 82 KOHM 10% LI
R 61018	87650 441 2900	MSW 0414 220 KOHM 5%
R 61019 ⚠	87001 213 3300	KSW 0207 330 KOHM 5% LI
R 61313	87900 500 5400	ESTR.SK10-A 22 KOHM LIN

ÄNDERUNGEN VORBEHALTEN / SUBJECT TO ALTERATION

POS. NR. POS. NO.	MATERIAL-NR. PART NUMBER	BEZEICHNUNG DESCRIPTION
R 62049 ⚠	87663 491 6100	MSW SI 0414 4,7 MOHM 5% LI
R 62505 ⚠	83112 000 1200	PTC #3 DUO
SI 40012 ⚠	83156 190 2800	SI LOET T1,6A 250V
SI 40070 ⚠	83156 210 2700	SI LOET T2,5A 250V
SI 52001 ⚠	83156 120 2700	SI LOET T315MA 250V
SI 60001 ⚠	83156 190 0300	SI 5X20 T1,6A L 250V
SI 61026 ⚠	83156 230 0800	SI LOET T4A 250V
SI 61036 ⚠	83156 230 0800	SI LOET T4A 250V
SI 61056 ⚠	83156 210 2700	SI LOET T2,5A 250V
SI 62501 ⚠	83156 170 0600	SI 5X20 T2,5A L 250V
T 52001	83032 856 3700	TRANS.BC 637
T 53001	83029 000 1900	TRANS S2000N
T 55002	83029 901 2000	TRANS STP10NB20FP
T 60006	83028 050 5000	TRANS IRFPC50
T 61301	83032 055 4800	TRANS BC548B/ BC547B
TR 52001	09246 866 0402	TRAFO TREIBER TRANSFORMER
TR 53010 ⚠	29221 029 6300	TRAFO DIODEN-SPLIT DIODE SPLIT TRANSFORMER
TR 61000 ⚠	29201 340 9700	TRAFO SPERRWANDLER B.O.TYPE CONVERTER TRANSFORMER

POS. NR. POS. NO.	MATERIAL-NR. PART NUMBER	BEZEICHNUNG DESCRIPTION

Es gelten die Vorschriften und Sicherheitshinweise gemäß dem Service Manual "Sicherheit", Mat.-Nummer 72010 800 0000, sowie zusätzlich die eventuell abweichenden, landesspezifischen Vorschriften!

⚠ (!)

The regulations and safety instructions shall be valid as provided by the "Safety" Service Manual, part number 72010 800 0000, as well as the respective national deviations.

ÄNDERUNGEN VORBEHALTEN / SUBJECT TO ALTERATION

GRUNDIG

Ersatzteilliste
Spare Parts List

TV

4 / 2000

CHASSIS-FS-STEREO CUC 2058 NIC/16:9/VC
CHASSIS TV STEREO CUC 2058 NIC/16:9/VC

MATERIAL-NR. / PART NO.: 29704 009 8300

POS. NR. POS. NO.	ABB. FIG.	MATERIAL-NR. PART NUMBER	ANZ. QTY.	BEZEICHNUNG (D)	DESCRIPTION (GB)
		29704 009 8300		CHASSIS-FS-STEREO CUC 2058 NIC/16:9/VC KEIN E-TEIL	CHASSIS TV STEREO CUC 2058 NIC/16:9/VC NO SPARE PART
0100.000		29504 301 0100		TUNER-GLOBAL (PLL)	TUNER-GLOBAL (PLL)
0247.000		29303 119 6600	2	EURO-AV BUCHSENLEISTE 21-POL SW	EURO-AV SOCKET STRIP 21 P BLACK
0400.000		29305 119 3500	X	FEATURE CTI/LTI PLATTE	FEATURE BOARD CTI/LTI
0800.000		29305 129 0400	X	PANORAMA VIEW	PANORAMA VIEW
1000.000	⚠	09621 113 0206	4	SICHERUNGSHALTER SI60001/62501	FUSE HOLDER SI60001/62501
2200.000	⚠	29303 399 5100		NETZ EINBAUGERAETESTECKER	APPLIANCE COUPLER W.CABLE
2400.000		29303 153 0107	2	MONTAGECLIP IC50020/T60006	MOUNTING CLIP IC50020/T60006
2410.000		29303 153 0200		MONTAGECLIP IC40000	MOUNTING CLIP IC40000
2420.000		29303 153 0208		MONTAGECLIP T53001	MOUNTING CLIP T53001
2430.000		29303 153 1208	3	MONTAGECLIP IC61040/61050/61060	MOUNTING CLIP IC61040/61050/61060
2440.000		29303 153 1605		MONTAGECLIP T55002	MOUNTING CLIP T55002
2450.000		29303 156 1801		FOLIE WAERMELEITEND T60006	FOIL HEAT CONDUCTING T60006
2460.000		29303 156 2000	2	FOLIE WAERMELEITEND IC61040/61050	FOIL HEAT CONDUCTING IC61040/61050

X = SIEHE GESONDERTE E-LISTE
WW. = WAHLWEISE

X = SEE SEPARATE PARTS LIST
WW. = OPTIONAL

POS. NR. POS. NO.	MATERIAL-NR. PART NUMBER	BEZEICHNUNG DESCRIPTION
C 40012	84529 961 5000	ELKO 2200UF 20% 25V
C 53002	85159 117 0600	FOKO FKP1/4 0,0155UF 3,5% 1600V
C 53009	85159 116 0200	FOKO FKP1 142PF 2,5% 2000V
C 54002	86500 670 4600	KERKO HV C 100PF 20% 1KV
C 54011	86500 670 4600	KERKO HV C 100PF 20% 1KV
C 54012	84529 961 5500	ELKO 4700UF 20% 25V
C 60001	86500 811 2500	KERKO HV C 1000PF 20% 1KV
C 60009	85159 116 0500	FOKO FKP1 220PF 5% 2000V
C 60022	84519 971 2400	ELKO #6 300UF +50-20% 385V
WW.	84433 060 5900	ELKO 15 300/330UF 385V
C 60023	86500 811 2500	KERKO HV C 1000PF 20% 1KV
C 60024	86500 811 2500	KERKO HV C 1000PF 20% 1KV
C 60026	86500 811 2500	KERKO HV C 1000PF 20% 1KV
C 60027	86500 811 2500	KERKO HV C 1000PF 20% 1KV
C 61016	85159 110 3800	FOKO FKP1 100PF 10% 1600V
C 61026	86500 670 4600	KERKO HV C 100PF 20% 1KV
C 61036	86500 670 4600	KERKO HV C 100PF 20% 1KV
C 61037	84520 970 5700	ELKO 28 1000UF 63V
C 61056	86500 670 4600	KERKO HV C 100PF 20% 1KV
C 62021 ⚠	86600 982 3400	SI-KERKO B-SS 1000PF 20%
C 62022 ⚠	86600 982 3400	SI-KERKO B-SS 1000PF 20%
C 62048 ⚠	86600 982 3400	SI-KERKO B-SS 1000PF 20%
C 62501 ⚠	85117 930 1800	MP3 0,1UF 20% 250VW
C 62502 ⚠	85117 930 1800	MP3 0,1UF 20% 250VW
C 62505 ⚠	85637 324 2500	FOKO KF #25 0,1UF 20% 250VW
CD 32411	83094 015 9200	SMD DIODE BA592
CD 32421	83094 015 9200	SMD DIODE BA592

POS. NR. POS. NO.	MATERIAL-NR. PART NUMBER	BEZEICHNUNG DESCRIPTION
CD 80007	83094 015 9200	SMD DIODE BA592
CIC32410	83058 140 9400	SMD IC MC14094BD
CIC43050	83058 145 5100	SMD IC MC14551BD/R2
CT 31005	83010 038 5800	SMD TRANS BC858B/ BC857B
CT 32105	83010 058 1700	SMD-TRANS.BC 817-25
CT 32111	83010 048 4800	SMD TRANS BC848B/ BC847B
CT 32119	83010 048 4800	SMD TRANS BC848B/ BC847B
CT 32122	83010 038 5800	SMD TRANS BC858B/ BC857B
CT 32123	83010 048 4800	SMD TRANS BC848B/ BC847B
CT 32124	83010 038 5800	SMD TRANS BC858B/ BC857B
CT 32128	83010 048 4800	SMD TRANS BC848B/ BC847B
CT 32132	83010 048 4800	SMD TRANS BC848B/ BC847B
CT 32308	83010 038 5800	SMD TRANS BC858B/ BC857B
CT 32310	83010 038 5800	SMD TRANS BC858B/ BC857B
CT 32312	83010 038 5800	SMD TRANS BC858B/ BC857B
CT 32315	83010 038 5800	SMD TRANS BC858B/ BC857B
CT 32415	83010 048 4800	SMD TRANS BC848B/ BC847B
CT 32430	83010 048 4800	SMD TRANS BC848B/ BC847B
CT 32431	83010 048 4800	SMD TRANS BC848B/ BC847B
CT 34031	83010 038 5800	SMD TRANS BC858B/ BC857B
CT 34075	83010 048 4800	SMD TRANS BC848B/ BC847B
CT 40059	83010 048 4800	SMD TRANS BC848B/ BC847B
CT 41022	83010 068 0800	SMD TRANS BC808-40
CT 41030	83010 068 0800	SMD TRANS BC808-40
CT 43095	83010 048 4800	SMD TRANS BC848B/ BC847B
CT 43246	83010 048 4800	SMD TRANS BC848B/ BC847B

ÄNDERUNGEN VORBEHALTEN / SUBJECT TO ALTERATION

POS. NR. POS. NO.	MATERIAL-NR. PART NUMBER	BEZEICHNUNG DESCRIPTION
CT 43255	83010 048 4800	SMD TRANS BC848B/ BC847B
CT 43289	83010 038 5800	SMD TRANS BC858B/ BC857B
CT 46004	83010 048 4800	SMD TRANS BC848B/ BC847B
CT 46009	83010 048 4800	SMD TRANS BC848B/ BC847B
CT 52253	83010 038 5800	SMD TRANS BC858B/ BC857B
CT 57005	83010 048 4800	SMD TRANS BC848B/ BC847B
CT 57020	83010 038 5800	SMD TRANS BC858B/ BC857B
CT 57021	83010 038 5800	SMD TRANS BC858B/ BC857B
CT 57112	83010 038 5800	SMD TRANS BC858B/ BC857B
CT 57113	83010 038 5800	SMD TRANS BC858B/ BC857B
CT 57124	83010 048 4800	SMD TRANS BC848B/ BC847B
CT 61043	83010 048 4800	SMD TRANS BC848B/ BC847B
CT 61053	83010 048 4800	SMD TRANS BC848B/ BC847B
CT 81030	83010 048 4800	SMD TRANS BC848B/ BC847B
CT 81058	83010 048 4800	SMD TRANS BC848B/ BC847B
CT 81091	83010 048 4800	SMD TRANS BC848B/ BC847B
CT 81508	83010 048 4800	SMD TRANS BC848B/ BC847B
CT 81511	83010 038 5800	SMD TRANS BC858B/ BC857B
D 31001	83097 071 3500	Z DIODE 33 B 0,5W
D 31007	83097 200 4800	Z DIODE 4,7 C 0,5W
D 32128	83092 150 4500	DIODE 1N4148
D 40064	83092 150 4500	DIODE 1N4148
D 40066	83092 150 4500	DIODE 1N4148
D 50011	83097 205 1000	Z DIODE 51 C 0,5W
D 50013	83092 150 2000	DIODE 1 N 4004
D 50014	83092 150 4500	DIODE 1N4148
D 52001	83092 150 4500	DIODE 1N4148
D 53003	83092 010 0500	DIODE BA157
D 53071 ⚠	83092 042 2800	DIODE BY228
D 53072 ⚠	83092 101 4400	DIODE BYW76
D 54001 ⚠	83092 042 6800	DIODE BYV16
D 54002	83095 162 8300	DIODE BYV 28-200 RA
D 54011	83095 162 8300	DIODE BYV 28-200 RA
D 57011	83092 150 4500	DIODE 1N4148
D 57012	83092 150 4500	DIODE 1N4148
D 57013	83092 150 4500	DIODE 1N4148
D 57014	83092 150 4500	DIODE 1N4148
D 57023	83092 150 4500	DIODE 1N4148
D 57101	83091 985 4200	DIODE BAT42/43/BAT85/86
D 57122	83092 150 4500	DIODE 1N4148
D 60005	83092 000 2100	DIODE BAV21
D 60006	83095 168 5400	DIODE BYT 54 M
D 60007	83095 168 5400	DIODE BYT 54 M
D 60012	83092 000 2100	DIODE BAV21
D 60023	83085 603 8400	GLR.SKB380C1500
D 60037	83092 000 2100	DIODE BAV21
D 61016 ⚠	83092 115 0800	DIODE SF5408
D 61036	83095 171 0800	DIODE BYT108-400
D 61056 ⚠	83095 171 7200	DIODE BYW172D
D 81020	83092 150 4500	DIODE 1N4148
F 32101	81411 124 0500	FILTER 7X7 405
F 32109	86027 550 4200	CER.TRAP 42
F 32121	81411 113 6000	FILTER 7X7 360
F 32410	81411 076 0000	SPULE 7X7 #600 FARBE342
F 32412	83190 034 5200	OFWFIL K3453K
IC 32000	83054 334 1500	IC MSP3411G-PO-XX
IC 32000	83054 334 5100	IC MSP3451G-PO-A1
IC 34015	83053 388 4300	IC TDA8843N2S1
IC 40000	83053 672 9700	IC TDA7297
IC 43280	83053 664 2500	IC TEA6425
IC 50020	83053 383 5000	IC TDA8350Q/N6
IC 60010	83053 546 0500	IC TDA4605/3
IC 61040	83052 043 1700	IC LM317T
IC 61050	83052 043 1700	IC LM317T
IC 61060	83052 057 0300	IC MC7805CT
IC 61310	83052 043 5700	IC LM358N

POS. NR. POS. NO.	MATERIAL-NR. PART NUMBER	BEZEICHNUNG DESCRIPTION
IC 80000	83052 100 6500	IC MC33164P-5RP
IC 81050	29798 215 0300	IC SDA545X OTP PROG.KPL
WW.	83051 553 5300	IC SDA5257-2-G303
IC 82005	83051 240 0800	IC M24C08B1/M24C08-BN6
L 31043	81405 264 4000	DR ST 0411-GRP 8,2UH 10%
L 32023	81405 264 1900	DR AX 0411-GA 1UH 10%
L 32026	81405 260 3400	DR 0309 10UH 5%
L 32109	81405 264 4400	DR ST 0309-GRP 10UH 5%
L 32342	81405 052 4900	DR A AX-GA 10UH 10%
L 43098	81405 117 4800	DR 0411 22UH 10%
L 46022	81405 264 5800	DR 0309 2,7UH 5% ST
L 53001	81049 820 5600	FERRITPERLE HF70 BTL 3,5X6
L 53002	81049 820 5600	FERRITPERLE HF70 BTL 3,5X6
L 53003	81049 820 5600	FERRITPERLE HF70 BTL 3,5X6 FERRITE BEAD
L 53011	81405 052 4900	DR A AX-GA 10UH 10%
L 53012	09240 110 5100	DROSSEL 2,2 MH
L 53021	29203 110 9500	LINEARITAETSREGLER (110) LINEARITY CONTROL
L 53074	09246 846 5600	BRUECKENSPULE (110) BRIDGE COIL
L 55006	09245 816 0100	O/W AUSKOPPELSPULE E/W DECOUPLING COIL
L 60006	81049 820 5700	FERRITPERLE 3,6UH FERRITE BEAD
L 60012	81049 820 1400	DAEMPF-PERLE 433003038102
L 61016	81049 820 1400	DAEMPF-PERLE 433003038102
L 61026	81049 820 1400	DAEMPF-PERLE 433003038102
L 61036	81049 820 1400	DAEMPF-PERLE 433003038102
L 61056	81049 820 1400	DAEMPF-PERLE 433003038102 DAMPING BEAD
L 62501 ⚠	29500 825 9700	ENTSTOER-DR INTERFERENCE CHOKE
L 81062	81049 820 5100	FERRITPERLE HF55 BTL 3,5X4,5 FERRITE BEAD
OK 60031 ⚠	83060 000 1200	OPTOKOPPLER CNY17F1
Q 32305	83824 391 8600	QUARZ #439-9 18,432MHZ 12PF
Q 34043	83821 360 0400	QUARZ #136 2A 4,433619MHZ 20PF
Q 80001	83822 460 9600	QUARZ 6,0 MHZ
R 21117 ⚠	87053 690 1300	MOW 0617 3,3 OHM 5%
R 32359 ⚠	87003 290 4700	KSW NB 0207 82 OHM 5% LI
R 40012 ⚠	87322 960 1100	DRW 6,5 2,7 OHM 10%
R 43098 ⚠	87011 190 2100	KSW SI B 6,8 OHM 5%
R 50011 ⚠	87011 210 3700	KSW SI B 33 OHM 5% LI
R 50021 ⚠	87663 274 0500	MSW 0207 1,5 OHM 1%
R 50022 ⚠	87663 272 0700	MSW 0207 1,8 OHM 2%
R 50024 ⚠	87663 570 5700	MSW 0414 220 OHM 5%
R 52004 ⚠	87053 290 3300	MOW 0411 27 OHM 5% LI
R 53001 ⚠	87004 290 2300	KSW NB 0207 8,2 OHM 5% ST
R 53002 ⚠	87004 290 9700	KSW NB 0207 10 KOHM 5% ST
R 53011	87052 270 2100	MOW 0411 6,8 OHM 5%
R 53016 ⚠	87301 792 2100	DRW 7 6,8 OHM 10% ST
R 53021 ⚠	87053 290 7100	MOW 0411 820 OHM 5%
R 54001 ⚠	87053 290 2700	MOW 0411 12 OHM 5% LI
R 54003 ⚠	87003 290 0900	KSW NB 0207 2,2 OHM
R 54012 ⚠	87350 032 0100	DRW 0,75W 1 OHM 10%
R 55006 ⚠	87012 308 1700	NKS 3 4,7 OHM 5%
R 60001	87000 491 3100	KSW 0411 270 KOHM 5%
R 60002	87650 441 4100	MSW 0411 680 KOHM 5%
R 60003	87650 441 4100	MSW 0411 680 KOHM 5%
R 60007	87000 491 1700	KSW 0411 68 KOHM 5%
R 60008 ⚠	87053 691 0500	MOW 0617 22 KOHM 5% LI
R 60009 ⚠	87053 691 0500	MOW 0617 22 KOHM 5% LI
R 60016 ⚠	87053 690 4300	MOW 0617 56 OHM 5% LI
R 60021	83110 050 1700	NTC 4,7 OHM 30%
R 60029 ⚠	87053 693 1900	MOW 0617 82 KOHM 10% LI
R 61018	87650 441 2900	MSW 0414 220 KOHM 5%

ÄNDERUNGEN VORBEHALTEN / SUBJECT TO ALTERATION

POS. NR. POS. NO.	MATERIAL-NR. PART NUMBER	BEZEICHNUNG DESCRIPTION
R 61019 ⚠	87001 213 3300	KSW 0207 330 KOHM 5% LI
R 61313	87900 500 5400	ESTR.SK10-A 22 KOHM LIN
R 62049 ⚠	87663 491 6100	MSW SI 0414 4,7 MOHM 5% LI
R 62505 ⚠	83112 000 1200	PTC #3 DUO
SI 40012 ⚠	83156 190 2800	SI LOET T1,6A 250V
SI 40070 ⚠	83156 210 2700	SI LOET T2,5A 250V
SI 52001 ⚠	83156 120 2700	SI LOET T315MA 250V
SI 60001 ⚠	83156 190 0300	SI 5X20 T1,6A L 250V
SI 61026 ⚠	83156 230 0800	SI LOET T4A 250V
SI 61036 ⚠	83156 230 0800	SI LOET T4A 250V
SI 61056 ⚠	83156 210 2700	SI LOET T2,5A 250V
SI 62501 ⚠	83156 170 0600	SI 5X20 T2,5A L 250V
T 52001	83032 856 3700	TRANS.BC 637
T 53001	83029 000 1900	TRANS S2000N
T 55002	83029 901 2000	TRANS STP10NB20FP
T 60006	83028 050 5000	TRANS IRFPC50
T 61301	83032 055 4800	TRANS BC548B/BC547B
TR 52001	09246 866 0402	TRAFO TREIBER DRIVER TRANSFORMER
TR 53010 ⚠	29221 029 6300	TRAFO DIODEN-SPLIT (110) DIODE SPLIT TRANSFORMER CPL
TR 61001 ⚠	29201 340 9700	TRAFO SPERRWANDLER REVERSE CONVERTER TRANSFORMER

POS. NR. POS. NO.	MATERIAL-NR. PART NUMBER	BEZEICHNUNG DESCRIPTION

Es gelten die Vorschriften und Sicherheitshinweise gemäß dem Service Manual "Sicherheit", Mat.-Nummer 72010 800 0000, sowie zusätzlich die eventuell abweichenden, landesspezifischen Vorschriften!

⚠ (!)

The regulations and safety instructions shall be valid as provided by the "Safety" Service Manual, part number 72010 800 0000, as well as the respective national deviations.

ÄNDERUNGEN VORBEHALTEN / SUBJECT TO ALTERATION

GRUNDIG

Ersatzteilliste
Spare Parts List

TV

4 / 2000

CHASSIS-FS-STEREO CUC 2030 A NIC/4:3
CHASSIS TV STEREO CUC 2030 A NIC/4:3

MATERIAL-NR. / PART NO.: 29704 009 8600

POS. NR. POS. NO.	ABB. FIG.	MATERIAL-NR. PART NUMBER	ANZ. QTY.	BEZEICHNUNG (D)	DESCRIPTION (GB)
		29704 009 8600		CHASSIS-FS-STEREO CUC 2030A NIC/4:3 KEIN E-TEIL	CHASSIS TV STEREO CUC 2030A NIC/4:3 NO SPARE PART
0100.000		29504 301 0100		TUNER-GLOBAL (PLL)	TUNER-GLOBAL (PLL)
0247.000		29303 119 6600	2	EURO-AV BUCHSENLEISTE 21-POL	EURO-AV SOCKET STRIP 21 P
0900.000		29305 219 1400		PROZESSORPLATTE	PROCESSOR BOARD
1000.000	⚠	09621 113 0206	4	SICHERUNGSHALTER SI60001/62501	FUSE HOLDER SI60001/62501
2200.000	⚠	29303 399 5100		NETZ EINBAUGERAETESTECKER	APPLIANCE COUPLER W.CABLE
2400.000		29303 153 0107		MONTAGECLIP IC50020	MOUNTING CLIP IC50020
2410.000		29303 153 0200		MONTAGECLIP IC40000	MOUNTING CLIP IC40000
2410.000		29303 153 0208		MONTAGECLIP T53001	MOUNTING CLIP T53001
2430.000		29303 153 1208	3	MONTAGECLIP IC61040/61050/61060	MOUNTING CLIP IC61040/61050/61060
2440.000		29303 153 1600		MONTAGECLIP T60020	MOUNTING CLIP T60020
2470.000		29303 156 2000	3	FOLIE WAERMELEITEND T60020/IC61040/IC61050	FOIL HEAT CONDUCTING T60020/IC61040/IC61050
				WW.=WAHLWEISE	WW.=OPTIONAL

POS. NR. POS. NO.	MATERIAL-NR. PART NUMBER	BEZEICHNUNG DESCRIPTION
C 40012	84151 661 0600	ELKO 1000UF 20% 16V
C 53002	85159 116 9600	FOKO FKP1 9500PF 3,5% 2000V
C 53009	85159 116 0200	FOKO FKP1 142PF 2,5% 2000V
C 54012	84529 961 5500	ELKO 4700UF 20% 25V
C 60010	85159 110 3800	FOKO FKP1 100PF 10% 1600V
C 60022	84435 060 5600	ELKO #22 220UF 385V
C 61016	85159 110 3800	FOKO FKP1 100PF 10% 1600V
C 62021 ⚠	86600 982 3400	SI-KERKO B-SS 1000PF 20%
C 62022 ⚠	86600 982 3400	SI-KERKO B-SS 1000PF 20%
C 62048 ⚠	86600 982 3400	SI-KERKO B-SS 1000PF 20%
C 62501 ⚠	85117 930 1800	MP3 0,1UF 20% 250VW
C 62502 ⚠	85117 930 1800	MP3 0,1UF 20% 250VW
C 62505 ⚠	85637 324 2500	FOKO KF #25 0,1UF 20% 250V
CD 32411	83094 015 9200	SMD DIODE BA592/ BA78
CD 32421	83094 015 9200	SMD DIODE BA592/ BA78
CD 80007	83094 015 9200	SMD DIODE BA592/ BA78
CIC32410	83058 140 9400	SMD IC MC14094BD
CIC43050	83058 145 5100	SMD IC MC14551BD/R2
CIC80420	83058 905 0200	SMD IC TC551001CF-85L
CIC80905	83059 454 5200	SMD IC SDA5450M P-MQF-P80
CT 31005	83010 038 5800	SMD TRANS BC858B/ BC857B
CT 32105	83010 058 1700	SMD-TRANS BC 817-25
CT 32111	83010 048 4800	SMD TRANS BC848B/ BC847B
CT 32119	83010 048 4800	SMD TRANS BC848B/ BC847B
CT 32122	83010 038 5800	SMD TRANS BC858B/ BC857B
CT 32123	83010 048 4800	SMD TRANS BC848B/ BC847B
CT 32124	83010 038 5800	SMD TRANS BC858B/ BC857B

POS. NR. POS. NO.	MATERIAL-NR. PART NUMBER	BEZEICHNUNG DESCRIPTION
CT 32132	83010 048 4800	SMD TRANS BC848B/ BC847B
CT 32308	83010 038 5800	SMD TRANS BC858B/ BC857B
CT 32310	83010 038 5800	SMD TRANS BC858B/ BC857B
CT 32312	83010 038 5800	SMD TRANS BC858B/ BC857B
CT 32315	83010 038 5800	SMD TRANS BC858B/ BC857B
CT 32415	83010 048 4800	SMD TRANS BC848B/ BC847B
CT 32430	83010 048 4800	SMD TRANS BC848B/ BC847B
CT 32431	83010 048 4800	SMD TRANS BC848B/ BC847B
CT 34031	83010 038 5800	SMD TRANS BC858B/ BC857B
CT 34075	83010 048 4800	SMD TRANS BC848B/ BC847B
CT 40059	83010 048 4800	SMD TRANS BC848B/ BC847B
CT 41022	83010 068 0800	SMD TRANS BC808-40/ BC807
CT 41030	83010 068 0800	SMD TRANS BC808-40/ BC807
CT 43095	83010 048 4800	SMD TRANS BC848B/ BC847B
CT 43246	83010 048 4800	SMD TRANS BC848B/ BC847B
CT 43255	83010 048 4800	SMD TRANS BC848B/ BC847B
CT 43289	83010 038 5800	SMD TRANS BC858B/ BC857B
CT 46004	83010 048 4800	SMD TRANS BC848B/ BC847B
CT 46009	83010 048 4800	SMD TRANS BC848B/ BC847B
CT 52253	83010 038 5800	SMD TRANS BC858B/ BC857B
CT 57005	83010 048 4800	SMD TRANS BC848B/ BC847B
CT 57020	83010 038 5800	SMD TRANS BC858B/ BC857B
CT 57021	83010 038 5800	SMD TRANS BC858B/ BC857B
CT 57112	83010 038 5800	SMD TRANS BC858B/ BC857B
CT 57113	83010 038 5800	SMD TRANS BC858B/ BC857B
CT 57124	83010 048 4800	SMD TRANS BC848B/ BC847B
CT 61043	83010 048 4800	SMD TRANS BC848B/ BC847B
CT 61053	83010 048 4800	SMD TRANS BC848B/ BC847B
CT 81030	83010 048 4800	SMD TRANS BC848B/ BC847B
CT 81058	83010 048 4800	SMD TRANS BC848B/ BC847B

ÄNDERUNGEN VORBEHALTEN / SUBJECT TO ALTERATION

POS. NR. POS. NO.	MATERIAL-NR. PART NUMBER	BEZEICHNUNG DESCRIPTION
CT 81091	83010 048 4800	SMD TRANS BC848B/ BC847B
CT 81508	83010 048 4800	SMD TRANS BC848B/ BC847B
CT 81511	83010 038 5800	SMD TRANS BC858B/ BC857B
D 31001	83097 071 3500	Z DIODE 33 B 0,5W
D 31007	83097 200 4800	Z DIODE 4,7 C 0,5W
D 40064	83092 150 4500	DIODE 1N4148
D 40066	83092 150 4500	DIODE 1N4148
D 43284	83092 150 4500	DIODE 1N4148
D 50011	83097 205 1000	Z DIODE 51 C 0,5W
D 50013	83092 150 2000	DIODE 1 N 4004
D 50014	83092 150 4500	DIODE 1N4148
D 52001	83092 150 4500	DIODE 1N4148
D 53003	83092 010 0500	DIODE BA157
D 53071 ⚠	83092 042 2800	DIODE BY228
D 53072 ⚠	83092 101 4400	DIODE BYW76/ MR858
D 54001 ⚠	83092 042 6800	DIODE BYV16/ BYV96E
D 54002	83095 162 8300	DIODE BYV 28-200
D 54011	83095 162 8300	DIODE BYV 28-200
D 55004	83097 090 3300	Z DIODE ZY 33
D 57011	83092 150 4500	DIODE 1N4148
D 57012	83092 150 4500	DIODE 1N4148
D 57013	83092 150 4500	DIODE 1N4148
D 57014	83092 150 4500	DIODE 1N4148
D 57023	83092 150 4500	DIODE 1N4148
D 57101	83091 985 4200	DIODE BAT42/43/BAT85/86 A
D 57122	83092 150 4500	DIODE 1N4148
D 60005	83092 000 2100	DIODE BAV21
D 60006	83095 168 5400	DIODE BYT 54 M
D 60007	83095 168 5400	DIODE BYT 54 M
D 60012	83092 000 2100	DIODE BAV21
D 60023	83085 603 8400	GLR.SKB380C1500
D 60037	83092 000 2100	DIODE BAV21
D 61016 ⚠	83095 171 7800	DIODE BYW178
D 61036 ⚠	83095 171 7200	DIODE BYW172D
D 61056 ⚠	83095 171 7200	DIODE BYW172D
F 32101	81411 124 0500	FILTER 7X7 405 SIGN 112405
F 32109	86027 550 4200	CER.TRAP 42
F 32121	81411 113 6000	FILTER 7X7 360 SIGN 111360
F 32410	81411 076 0000	SPULE 7X7 FARBE342 35MHZ 1,15UH
F 32412	83190 034 5200	OFWFIL K3453K
IC 32000	83054 334 1500	IC MSP3411G-PO-XX
IC 34015	83053 388 4300	IC TDA8843N2S1 (OHNE SECAM)
IC 40000	83053 672 9700	IC TDA7297
IC 43280	83053 664 1500	IC TEA6415B/ TEA6415C
IC 50020	83053 383 5000	IC TDA8350Q/N6
IC 60010	83053 546 0500	IC TDA4605/3
IC 61040	83052 043 1700	IC LM317T
IC 61050	83052 043 1700	IC LM317T
IC 61060	83052 057 0300	IC MC7805CT
IC 80000	83052 100 6500	IC MC33164P-5RP
IC 80920	29798 010 0100	IC 27C020-15NS PROG.KPL
IC 82005	83051 240 0800	IC M24C08B1/ M24C08-BN6
L 31043	81405 264 4000	DR ST 0411-GRP 8,2UH 10%
L 32023	81405 264 1900	DR AX 0411-GA 1UH 10%
L 32026	81405 260 3400	DR 0309 10UH 5%
L 32109	81405 264 4400	DR ST 0309-GRP 10UH 5%
L 32342	81405 052 4900	DR A AX-GA 10UH 10%
L 43098	81405 117 4800	DR 0411 22UH 10%
L 46022	81405 264 5800	DR 0309 2,7UH 5%
L 53001	81049 820 5600	FERRITPERLE HF70 BTL 3,5X
L 53002	81049 820 5600	FERRITPERLE HF70 BTL 3,5X
L 53003	81049 820 5600	FERRITPERLE HF70 BTL 3,5X FERRITE BEAD
L 53011	81405 052 4900	DR A AX-GA 10UH 10%
L 53012	09240 110 5100	DROSSEL 2,2 MH/CHOKE

POS. NR. POS. NO.	MATERIAL-NR. PART NUMBER	BEZEICHNUNG DESCRIPTION
L 53021	29203 110 9500	LINEARITAETSREGLER (110) LINEARITY-CONTROL
L 53074	09246 846 5100	BRUECKENSPULE 110" 1,5 MH BRIDGE COIL
L 54002	81405 263 6400	DR 0411 18UH 5%
L 55006	09245 816 0100	O/W AUSKOPPELSPULE E/W DECOUPLING COIL
L 60006	81049 820 5700	FERRITPERLE 3,6UH 5720500 FERRITE BEAD
L 61016	81049 820 1400	DAEMPF-PERLE 433003038102
L 61036	81049 820 1400	DAEMPF-PERLE 433003038102
L 61056	81049 820 1400	DAEMPF-PERLE 433003038102 DAMPING BEAD
L 62501 ⚠	29500 812 9700	FUNKENTSTOERDROSSEL INTERFERENCE CHOKE
L 81062	81049 820 5100	FERRITPERLE HF55 BTL 3,5X FERRITE BEAD
Q 32305	83824 391 8600	QUARZ #439-9 18,432MHZ 12PF
Q 34043	83821 360 0400	QUARZ #136 2A 4,433619MHZ 20PF
Q 80001	83822 460 9600	QUARZ 6,0 MHZ Q 270/2A
Q 80917	83822 460 9600	QUARZ 6,0 MHZ Q 270/2A
R 21117 ⚠	87053 610 1100	MOW 0617 2,7 OHM 5%
R 32359 ⚠	87003 290 4700	KSW NB 0207 82 OHM 5%
R 40011 ⚠	87322 924 1100	DRW 4 2,7 OHM 10%
R 43098 ⚠	87011 190 2100	KSW SI B 6,8 OHM 5%
R 50011 ⚠	87011 210 3700	KSW SI B 33 OHM 5%
R 50021 ⚠	87663 272 0700	MSW 0207 1,8 OHM 2%
R 50022 ⚠	87663 272 0700	MSW 0207 1,8 OHM 2%
R 50023 ⚠	87663 274 0900	MSW 0207 2,2 OHM 1%
R 50024 ⚠	87663 570 5500	MSW 0414 180 OHM 5%
R 52001 ⚠	87003 290 0900	KSW NB 0207 2,2 OHM
R 52004 ⚠	87053 290 3300	MOW 0411 27 OHM 5%
R 52006 ⚠	87053 289 8400	MOW 0411 0,22 OHM 10%
R 53001 ⚠	87004 290 2300	KSW NB 0207 8,2 OHM 5%
R 53002 ⚠	87004 290 9700	KSW NB 0207 10 KOHM 5%
R 53011	87052 270 2100	MOW 0411 6,8 OHM 5%
R 53016 ⚠	87301 792 2100	DRW 7 6,8 OHM 10%
R 53021 ⚠	87053 290 7100	MOW 0411 820 OHM 5%
R 54001 ⚠	87053 290 2700	MOW 0411 12 OHM 5%
R 54003 ⚠	87003 290 0900	KSW NB 0207 2,2 OHM
R 54012 ⚠	87350 032 0100	DRW 0,75W 1 OHM 10%
R 55003 ⚠	87053 290 1900	MOW 0411 5,6 OHM 5%
R 55006 ⚠	87012 300 1900	NKS 3 5,6 OHM 5%
R 60001	87650 441 2500	MSW 0411 150 KOHM 5%
R 60002	87650 441 4100	MSW 0411 680 KOHM 5%
R 60003	87650 441 4100	MSW 0411 680 KOHM 5%
R 60007	87650 441 2100	MSW 0411 100 KOHM 5%
R 60008 ⚠	87053 691 0500	MOW 0617 22 KOHM 5%
R 60009 ⚠	87053 691 0500	MOW 0617 22 KOHM 5%
R 60016 ⚠	87053 690 4300	MOW 0617 56 OHM 5%
R 60021	83110 050 1700	NTC 4,7 OHM 30% S237/S234
R 60029 ⚠	87053 693 1900	MOW 0617 82 KOHM 10%
R 60037	87900 500 3600	ESTR.SK10-A 1,2 KOHM LIN
R 61018	87650 441 2700	MSW 0414 180 KOHM 5%
R 61019 ⚠	87001 213 3500	KSW 0207 390 KOHM 5%
R 62049 ⚠	87663 491 6100	MSW SI 0414 4,7 MOHM 5%
R 62505 ⚠	83112 000 1200	PTC #3 DUO
SI 40012 ⚠	83156 182 2500	SI LOET T1,25A 250V
SI 52001 ⚠	83156 120 2700	SI LOET T315MA 250V
SI 60001 ⚠	83156 190 0300	SI 5X20 T1,6A L 250V
SI 61036 ⚠	83156 210 2700	SI LOET T2,5A 250V
SI 61056 ⚠	83156 210 2700	SI LOET T2,5A 250V
SI 62501 ⚠	83156 170 0600	SI 5X20 T2,5A L 250V
T 52001	83032 856 3700	TRANS.BC 637
T 53001	83029 000 1800	TRANS S2000N TOS/ BU508AF

ÄNDERUNGEN VORBEHALTEN / SUBJECT TO ALTERATION

POS. NR. POS. NO.	MATERIAL-NR. PART NUMBER	BEZEICHNUNG DESCRIPTION
T 60020	83022 690 8900	TRANS BUZ90
TR 52001	09246 866 0402	TRAFO TREIBER DRIVER TRANSFORMATOR
TR 53010 ⚠	29221 029 5200	TRAFO DIODEN-SPLIT KPL DIODE SPLIT TRANSFORMATOR
TR 61000 ⚠	29201 520 9700	SPERRWANDLERTRAFO B.O.-TYPE CONVERTER TRANSFORMATOR

POS. NR. POS. NO.	MATERIAL-NR. PART NUMBER	BEZEICHNUNG DESCRIPTION

Es gelten die Vorschriften und Sicherheitshinweise gemäß dem Service Manual "Sicherheit", Mat.-Nummer 72010 800 0000, sowie zusätzlich die eventuell abweichenden, landesspezifischen Vorschriften!

⚠ (!)

The regulations and safety instructions shall be valid as provided by the "Safety" Service Manual, part number 72010 800 0000, as well as the respective national deviations.

ÄNDERUNGEN VORBEHALTEN / SUBJECT TO ALTERATION

GRUNDIG

Ersatzteilliste
Spare Parts List

TV

5 / 2000

CHASSIS-FS-STEREO CUC 2030 A NIC/4:3
CHASSIS TV STEREO CUC 2030 A NIC/4:3

MATERIAL-NR. / PART NO.: 29704 009 8700

POS. NR. POS. NO.	ABB. FIG.	MATERIAL-NR. PART NUMBER	ANZ. QTY.	BEZEICHNUNG (D)	DESCRIPTION (GB)
		29704 009 8700		CHASSIS-FS-STEREO CUC 2030 A NIC/4:3 KEIN E-TEIL	CHASSIS TV STEREO CUC 2030 A NIC/4:3 NO SPARE PART
0100.000		29504 301 0100		TUNER-GLOBAL (PLL)	TUNER-GLOBAL (PLL)
0247.000		29303 119 6600	2	EURO-AV BUCHSENLEISTE 21-POL SW	EURO-AV SOCKET STRIP 21 P BLACK
0300.000		29305 219 1400		PROZESSORPLATTE	PROCESSOR BOARD
1000.000	⚠	09621 113 0206	4	SICHERUNGSHALTER SI60001/62501	FUSE HOLDER SI60001/62501
2200.000	⚠	29303 399 5100		NETZ EINBAUGERAETESTECKER	APPLIANCE COUPLER W.CABLE
2400.000		29303 153 0107		MONTAGECLIP IC50020	MOUNTING CLIP IC50020
2410.000		29303 153 0200		MONTAGECLIP IC40000	MOUNTING CLIP IC40000
2420.000		29303 153 0208		MONTAGECLIP T53001	MOUNTING CLIP T53001
2430.000		29303 153 1208	3	MONTAGECLIP IC61040/61050/61060	MOUNTING CLIP IC61040/61050/61060
2440.000		29303 153 1600		MONTAGECLIP T60020	MOUNTING CLIP T60020
2450.000		29303 156 2000	3	FOLIE WAERMELEITEND IC61040/61050/T60020	FOIL HEAT CONDUCTING IC61040/61050/T60020

POS. NR. POS. NO.	MATERIAL-NR. PART NUMBER	BEZEICHNUNG DESCRIPTION
C 40012	84151 661 0600	ELKO 1000UF 20% 16V
C 53002	85159 111 1400	FOKO KF #35 9000PF 3,5% 1500V
C 53009	85159 116 0200	FOKO FKP1 142PF 2,5% 2000V
C 54002	86500 670 4600	KERKO HV C 100PF 20% 1KV
C 54011	86500 670 4600	KERKO HV C 100PF 20% 1KV
C 54012	84529 961 5500	ELKO 4700UF 20% 25V
C 60001	86500 811 2500	KERKO HV C 1000PF 20% 1KV
C 60010	85159 110 3800	FOKO FKP1 100PF 10% 1600V
C 60022	84435 060 5600	ELKO #22 220UF 385V
C 60023	86500 811 2500	KERKO HV C 1000PF 20% 1KV
C 60024	86500 811 2500	KERKO HV C 1000PF 20% 1KV
C 60026	86500 811 2500	KERKO HV C 1000PF 20% 1KV
C 60027	86500 811 2500	KERKO HV C 1000PF 20% 1KV
C 61016	85159 110 3800	FOKO FKP1 100PF 10% 1600V
C 61036	86500 670 4600	KERKO HV C 100PF 20% 1KV
C 61056	86500 670 4600	KERKO HV C 100PF 20% 1KV
C 62021 ⚠	86600 982 3400	SI-KERKO B-SS 1000PF 20%
C 62022 ⚠	86600 982 3400	SI-KERKO B-SS 1000PF 20%
C 62048 ⚠	86600 982 3400	SI-KERKO B-SS 1000PF 20%
C 62501 ⚠	85117 930 1800	MP3 0,1UF 20% 250VW
C 62502 ⚠	85117 930 1800	MP3 0,1UF 20% 250VW
C 62505 ⚠	85637 324 2500	FOKO KF #25 0,1UF 20% 250VW
CD 32411	83094 015 9200	SMD DIODE BA592
CD 32421	83094 015 9200	SMD DIODE BA592
CD 80007	83094 015 9200	SMD DIODE BA592
CIC32410	83058 140 9400	SMD IC MC14094BD
CIC43050	83058 145 5100	SMD IC MC14551BD/R2
CIC80420	83058 905 0200	SMD IC TC551001CF-85L
CIC80905	83059 454 5200	SMD IC SDA5450M P-MQF-P80
CT 31005	83010 038 5800	SMD TRANS BC858B/ BC857B
CT 32105	83010 058 1700	SMD-TRANS.BC 817-25
CT 32111	83010 048 4800	SMD TRANS BC848B/ BC847B

POS. NR. POS. NO.	MATERIAL-NR. PART NUMBER	BEZEICHNUNG DESCRIPTION
CT 32119	83010 048 4800	SMD TRANS BC848B/ BC847B
CT 32122	83010 038 5800	SMD TRANS BC858B/ BC857B
CT 32123	83010 048 4800	SMD TRANS BC848B/ BC847B
CT 32124	83010 038 5800	SMD TRANS BC858B/ BC857B
CT 32132	83010 048 4800	SMD TRANS BC848B/ BC847B
CT 32308	83010 038 5800	SMD TRANS BC858B/ BC857B
CT 32310	83010 038 5800	SMD TRANS BC858B/ BC857B
CT 32312	83010 038 5800	SMD TRANS BC858B/ BC857B
CT 32315	83010 038 5800	SMD TRANS BC858B/ BC857B
CT 32415	83010 048 4800	SMD TRANS BC848B/ BC847B
CT 32430	83010 048 4800	SMD TRANS BC848B/ BC847B
CT 32431	83010 048 4800	SMD TRANS BC848B/ BC847B
CT 34031	83010 038 5800	SMD TRANS BC858B/ BC857B
CT 34075	83010 048 4800	SMD TRANS BC848B/ BC847B
CT 40059	83010 048 4800	SMD TRANS BC848B/ BC847B
CT 41022	83010 068 0800	SMD TRANS BC808-40
CT 41030	83010 068 0800	SMD TRANS BC808-40
CT 43095	83010 048 4800	SMD TRANS BC848B/ BC847B
CT 43246	83010 048 4800	SMD TRANS BC848B/ BC847B
CT 43255	83010 048 4800	SMD TRANS BC848B/ BC847B
CT 43289	83010 038 5800	SMD TRANS BC858B/ BC857B
CT 46004	83010 048 4800	SMD TRANS BC848B/ BC847B
CT 46009	83010 048 4800	SMD TRANS BC848B/ BC847B
CT 52253	83010 038 5800	SMD TRANS BC858B/ BC857B
CT 57005	83010 048 4800	SMD TRANS BC848B/ BC847B
CT 57020	83010 038 5800	SMD TRANS BC858B/ BC857B
CT 57021	83010 038 5800	SMD TRANS BC858B/ BC857B
CT 57112	83010 038 5800	SMD TRANS BC858B/ BC857B
CT 57113	83010 038 5800	SMD TRANS BC858B/ BC857B
CT 57124	83010 048 4800	SMD TRANS BC848B/ BC847B
CT 61043	83010 048 4800	SMD TRANS BC848B/ BC847B
CT 61053	83010 048 4800	SMD TRANS BC848B/ BC847B
CT 81030	83010 048 4800	SMD TRANS BC848B/ BC847B
CT 81058	83010 048 4800	SMD TRANS BC848B/ BC847B
CT 81091	83010 048 4800	SMD TRANS BC848B/ BC847B
CT 81502	83010 048 4800	SMD TRANS BC848B/ BC847B

ÄNDERUNGEN VORBEHALTEN / SUBJECT TO ALTERATION

POS. NR. POS. NO.	MATERIAL-NR. PART NUMBER	BEZEICHNUNG DESCRIPTION
CT 81508	83010 048 4800	SMD TRANS BC848B/ BC847B
CT 81511	83010 038 5800	SMD TRANS BC858B/ BC857B
D 31001	83097 071 3500	Z DIODE 33 B 0,5W
D 31007	83097 200 4800	Z DIODE 4,7 C 0,5W
D 40064	83092 150 4500	DIODE 1N4148
D 40066	83092 150 4500	DIODE 1N4148
D 43284	83092 150 4500	DIODE 1N4148
D 50011	83097 205 1000	Z DIODE 51 C 0,5W
D 50013	83092 150 2000	DIODE 1 N 4004
D 50014	83092 150 4500	DIODE 1N4148
D 52001	83092 150 4500	DIODE 1N4148
D 53003	83092 010 0500	DIODE BA157
D 53071 ⚠	83092 042 2800	DIODE BY228
D 53072 ⚠	83092 101 4400	DIODE BYW76
D 54001 ⚠	83092 042 6800	DIODE BYV16
D 54002	83095 162 8300	DIODE BYV 28-200 RA
D 54011	83095 162 8300	DIODE BYV 28-200 RA
D 55004	83097 090 3300	Z DIODE ZY 33
D 57011	83092 150 4500	DIODE 1N4148
D 57012	83092 150 4500	DIODE 1N4148
D 57013	83092 150 4500	DIODE 1N4148
D 57014	83092 150 4500	DIODE 1N4148
D 57023	83092 150 4500	DIODE 1N4148
D 57101	83091 985 4200	DIODE BAT42/43/BAT85/86
D 57122	83092 150 4500	DIODE 1N4148
D 60005	83092 000 2100	DIODE BAV21
D 60006	83095 168 5400	DIODE BYT 54 M
D 60007	83095 168 5400	DIODE BYT 54 M
D 60012	83092 000 2100	DIODE BAV21
D 60023	83085 603 8400	GLR.SKB380C1500
D 60037	83092 000 2100	DIODE BAV21
D 61016 ⚠	83095 171 7800	DIODE BYW178
D 61036 ⚠	83095 171 7200	DIODE BYW172D
D 61056 ⚠	83095 171 7200	DIODE BYW172D
F 32101	81411 124 0500	FILTER 7X7 405
F 32109	86027 550 4200	CER.TRAP 42
F 32121	81411 113 6000	FILTER 7X7 360
F 32410	81411 076 0000	SPULE 7X7 #600 FARBE342
F 32412	83190 034 5200	OFWFIL K3453K
IC 32000	83054 334 1500	IC MSP3411G-PO-XX
IC 34015	83053 388 4300	IC TDA8843N2S1
IC 40000	83053 672 9700	IC TDA7297
IC 43280	83053 664 1500	IC TEA6415B/ TEA6415C
IC 50020	83053 383 5000	IC TDA8350Q/N6
IC 60010	83053 546 0500	IC TDA4605/3
IC 61040	83052 043 1700	IC LM317T
IC 61050	83052 043 1700	IC LM317T
IC 61060	83052 057 0300	IC MC7805CT
IC 80000	83052 100 6500	IC MC33164P-5RP
IC 80920	29798 010 0100	IC 27C020-15NS PROG.KPL
IC 81050	29305 219 1400	PROZESSORPLATTE CUC2032-2080
IC 82005	83051 240 0800	IC M24C08B1/ M24C08-BN6
L 31043	81405 264 4000	DR ST 0411-GRP 8,2UH 10%
L 32023	81405 264 1900	DR AX 0411-GA 1UH 10%
L 32026	81405 260 3400	DR 0309 10UH 5%
L 32109	81405 264 4400	DR ST 0309-GRP 10UH 5%
L 32342	81405 052 4900	DR A AX-GA 10UH 10%
L 43098	81405 117 4800	DR 0411 22UH 10%
L 46022	81405 264 5800	DR 0309 2,7UH 5% ST
L 53001	81049 820 5600	FERRITPERLE HF70 BTL 3,5X6
L 53002	81049 820 5600	FERRITPERLE HF70 BTL 3,5X6
L 53003	81049 820 5600	FERRITPERLE HF70 BTL 3,5X6 FERRITE BEAD
L 53011	81405 052 4900	DR A AX-GA 10UH 10%

POS. NR. POS. NO.	MATERIAL-NR. PART NUMBER	BEZEICHNUNG DESCRIPTION
L 53012	09240 110 5100	DROSSEL 2,2 MH
L 53021	29203 110 9500	LINEARITAETSREGLER (110) LINEARITY CONTROL
L 53074	09246 846 5100	BRUECKENSPULE 110" 1,5 MH BRIDGE COIL
L 54002	81405 259 6900	DR AX 0411 22UH 5%
L 55006	09245 816 0100	O/W AUSKOPPELSPULE E/W DECOUPLING COIL
L 60006	81049 820 5700	FERRITPERLE 3,6UH FERRITE BEAD
L 61016	81049 820 1400	DAEMPF-PERLE 433003038102
L 61036	81049 820 1400	DAEMPF-PERLE 433003038102
L 61056	81049 820 1400	DAEMPF-PERLE 433003038102 DAMPING BEAD
L 62501 ⚠	29500 812 9700	FUNKENTSTOERDROSSEL INTERFERENCE SUPPR. COIL
L 81062	81049 820 5100	FERRITPERLE HF55 BTL 3,5X4,5 FERRITE BEAD
Q 32305	83824 391 8600	QUARZ #439-9 18,432MHZ 12PF
Q 34043	83821 360 0400	QUARZ #136 2A 4,433619MHZ 20PF
Q 80001	83822 460 9600	QUARZ 6,0 MHZ
Q 80917	83822 460 9600	QUARZ 6,0 MHZ
R 21117 ⚠	87053 210 2000	MOW 0411 6,2 OHM 5%
R 32359 ⚠	87003 290 4700	KSW NB 0207 82 OHM 5% LI
R 40011 ⚠	87322 924 1100	DRW 4 2,7 OHM 10%
R 43098 ⚠	87011 190 2100	KSW SI B 6,8 OHM 5%
R 50011 ⚠	87011 210 3700	KSW SI B 33 OHM 5% LI
R 50021 ⚠	87663 272 0600	MSW 0207 1,6 OHM 2%
R 50022 ⚠	87663 272 0700	MSW 0207 1,8 OHM 2%
R 50023 ⚠	87663 272 0700	MSW 0207 1,8 OHM 2%
R 50024 ⚠	87663 570 5100	MSW 0414 120 OHM 5%
R 52001 ⚠	87003 290 0900	KSW NB 0207 2,2 OHM
R 52004 ⚠	87053 290 3300	MOW 0411 27 OHM 5% LI
R 52006 ⚠	87053 289 8400	MOW 0411 0,22 OHM 10% LI
R 53001 ⚠	87004 290 2300	KSW NB 0207 8,2 OHM 5% ST
R 53002 ⚠	87004 290 9700	KSW NB 0207 10 KOHM 5% ST
R 53011	87052 270 2100	MOW 0411 6,8 OHM 5%
R 53016 ⚠	87301 792 2100	DRW 7 6,8 OHM 10% ST
R 53021 ⚠	87053 290 7100	MOW 0411 820 OHM 5%
R 54001 ⚠	87053 290 2700	MOW 0411 12 OHM 5% LI
R 54003 ⚠	87003 290 0900	KSW NB 0207 2,2 OHM
R 54012 ⚠	87350 032 0100	DRW 0,75W 1 OHM 10%
R 55003 ⚠	87053 290 1900	MOW 0411 5,6 OHM 5%
R 55006 ⚠	87012 300 1900	NKS 3 5,6 OHM 5%
R 57118	87650 972 8400	MSW 0204 3 KOHM 2%
R 60001	87650 441 2500	MSW 0411 150 KOHM 5%
R 60002	87650 441 4100	MSW 0411 680 KOHM 5%
R 60003	87650 441 4100	MSW 0411 680 KOHM 5%
R 60007	87650 441 2100	MSW 0411 100 KOHM 5%
R 60008 ⚠	87053 691 0500	MOW 0617 22 KOHM 5% LI
R 60009 ⚠	87053 691 0500	MOW 0617 22 KOHM 5% LI
R 60016 ⚠	87053 690 4300	MOW 0617 56 OHM 5% LI
R 60021	83110 050 1700	NTC 4,7 OHM 30%
R 60029 ⚠	87053 693 1900	MOW 0617 82 KOHM 10% LI
R 60036	87000 112 7800	KSW 0204 1,6 KOHM 5%
R 60037	87900 500 3600	ESTR.SK10-A 1,2 KOHM LIN
R 61018	87650 441 2700	MSW 0414 180 KOHM 5%
R 61019 ⚠	87001 213 3500	KSW 0207 390 KOHM 5% LI
R 62049 ⚠	87663 491 6100	MSW SI 0414 4,7 MOHM 5% LI
R 62505 ⚠	83112 000 1600	PTC DUO T2S1-A80-A10
SI 40012 ⚠	83156 182 2500	SI LOET T1,25A 250V
SI 52001 ⚠	83156 120 2700	SI LOET T315MA 250V
SI 60001 ⚠	83156 190 0300	SI 5X20 T1,6A L 250V
SI 61036 ⚠	83156 210 2700	SI LOET T2,5A 250V
SI 61056 ⚠	83156 210 2700	SI LOET T2,5A 250V
SI 62501 ⚠	83156 170 0600	SI 5X20 T2,5A L 250V

ÄNDERUNGEN VORBEHALTEN / SUBJECT TO ALTERATION

POS. NR. POS. NO.	MATERIAL-NR. PART NUMBER	BEZEICHNUNG DESCRIPTION
T 52001	83032 856 3700	TRANS.BC 637
T 53001	83029 000 1800	TRANS S2000N/ BU508AF
T 60020	83022 690 8900	TRANS BUZ90
T 81501	83032 028 7500	TRANS 2SD1866TV2
TR 52001	09246 866 0402	TRAFO TREIBER DRIVER TRANSFORMER
TR 53010 ⚠	29221 029 5200	TRAFO DIODEN-SPLIT KPL DIODE SPLIT TRANSFORMER CPL
TR 61000 ⚠	29201 520 9700	SPERRWANDLERTRAFO REVERSE CONVERTER TRANSFORMER

POS. NR. POS. NO.	MATERIAL-NR. PART NUMBER	BEZEICHNUNG DESCRIPTION

Es gelten die Vorschriften und Sicherheitshinweise gemäß dem Service Manual "Sicherheit", Mat.-Nummer 72010 800 0000, sowie zusätzlich die eventuell abweichenden, landesspezifischen Vorschriften!

⚠ (!)

The regulations and safety instructions shall be valid as provided by the "Safety" Service Manual, part number 72010 800 0000, as well as the respective national deviations.

ÄNDERUNGEN VORBEHALTEN / SUBJECT TO ALTERATION

GRUNDIG

Ersatzteilliste
Spare Parts List

TV

7 / 99

PANORAMA VIEW

MATERIAL-NR. / PART NO.: 29305 129 0400

POS. NR. POS. NO.	ABB. FIG.	MATERIAL-NR. PART NUMBER	ANZ. QTY.	BEZEICHNUNG (D)	DESCRIPTION (GB)
		29305 129 0400		PANORAMA VIEW	PANORAMA VIEW

POS. NR. POS. NO.	MATERIAL-NR. PART NUMBER	BEZEICHNUNG DESCRIPTION
OK 64103	83060 000 1200	OPTOKOPPLER CNY17F1/ CNY1
T 05008	83029 907 2000	TRANS STP10NB20/ STP7N20
T 64101	83032 055 4800	TRANS BC548B

POS. NR. POS. NO.	MATERIAL-NR. PART NUMBER	BEZEICHNUNG DESCRIPTION

Es gelten die Vorschriften und Sicherheitshinweise gemäß dem Service Manual "Sicherheit", Mat.-Nummer 72010 800 0000, sowie zusätzlich die eventuell abweichenden, landesspezifischen Vorschriften!

The regulations and safety instructions shall be valid as provided by the "Safety" Service Manual, part number 72010 800 0000, as well as the respective national deviations.

ÄNDERUNGEN VORBEHALTEN / SUBJECT TO ALTERATION

GRUNDIG

Ersatzteilliste
Spare Parts List

TV

9 / 99

BILDROHRPLATTE
PICTURE TUBE BOARD

MATERIAL-NR. / PART NO.: 29305 122 2800

POS. NR. POS. NO.	ABB. FIG.	MATERIAL-NR. PART NUMBER	ANZ. QTY.	BEZEICHNUNG (D)	DESCRIPTION (GB)
		29305 122 2800		BILDROHRPLATTE	PICTURE TUBE BOARD
0800.000	⚠	29303 752 9500		BILDROHRFASSUNG	CRT SOCKET
0900.000	⚠	29201 361 1800		FOKUS U.UG2-REGLER	FOCUS AND UG2-CONTROLLER
2430.000		29303 153 0300	3	MONTAGECLIP IC24000/24030/24070	MOUNTING CLIP IC24000/24030/24070

POS. NR. POS. NO.	MATERIAL-NR. PART NUMBER	BEZEICHNUNG DESCRIPTION
C 21504	85637 316 1200	FOKO KF #21 0,01UF 20% 1500V
D 21502	83092 150 2000	DIODE 1 N 4004 -GA
D 21511	83092 000 2100	DIODE BAV21 ITT/ TFK
D 65311	83092 150 4500	DIODE 1N4148
D 65321	83092 150 4500	DIODE 1N4148
IC 24000	83053 361 0600	IC TDA 6106 Q
IC 24030	83053 361 0600	IC TDA 6106 Q
IC 24070	83053 361 0600	IC TDA 6106 Q
L 24001	81405 117 4800	DR 0411 22UH 10%
L 65032	81405 228 8900	DR 2X50UH 0,5A 5730550110
L 65301	81049 820 1400	DAEMPF-PERLE 433003038102
L 65302	81049 820 1400	DAEMPF-PERLE 433003038102 DAMPING BEAD
R 21502	87000 113 6100	KSW 0204 4,7 MOHM 5%
R 21503	87024 010 5900	KMW 0411 270 OHM 5%
R 21504	87024 010 7700	KMW 0411 1,5 KOHM 10%
R 24003	87650 443 1700	MSW 0414 68 KOHM 2%
R 24008	87024 010 7700	KMW 0411 1,5 KOHM 10%
R 24021	87000 113 0200	KSW 0204 16 KOHM 5%
R 24023	87000 112 4800	KSW 0204 91 OHM 5%
R 24033	87650 443 1700	MSW 0414 68 KOHM 2%
R 24038	87024 010 7700	KMW 0411 1,5 KOHM 10%
R 24073	87650 443 1700	MSW 0414 68 KOHM 2%
R 24078	87024 010 7700	KMW 0411 1,5 KOHM 10%
R 24081 ⚠	87004 290 4700	KSW NB 0207 82 OHM 5%
R 65322	87000 112 7600	KSW 0204 1,3 KOHM 5%
R 65324	83112 120 7000	PTC C 890 A120-A70 SIE
R 65325 ⚠	87053 690 7300	MOW 0617 1 KOHM 5%
T 07175	83026 118 3700	TRANS.2 SA 1837 TOS
T 07185	83026 247 9300	TRANS.2 SC 4793 TOS
T 21510	83034 012 9900	TRANS.BF299 G ITT/PBF259
T 21515	83032 055 5800	TRANS BC558B

POS. NR. POS. NO.	MATERIAL-NR. PART NUMBER	BEZEICHNUNG DESCRIPTION
T 22023	83032 075 5800	TRANS BC558C
T 65304	83032 055 4800	TRANS BC548B
T 65305	83032 753 2800	TRANS.BC 328-40
T 65308	83032 055 5800	TRANS BC558B
T 65310	83032 753 3800	TRANS.BC 338-40

Es gelten die Vorschriften und Sicherheitshinweise gemäß dem Service Manual "Sicherheit", Mat.-Nummer 72010 800 0000, sowie zusätzlich die eventuell abweichenden, landesspezifischen Vorschriften!

The regulations and safety instructions shall be valid as provided by the "Safety" Service Manual, part number 72010 800 0000, as well as the respective national deviations.

ÄNDERUNGEN VORBEHALTEN / SUBJECT TO ALTERATION